



CALL NO. 103

CONTRACT ID. 195103

GREEN COUNTY

FED/STATE PROJECT NUMBER STP BRZ 9030 (080)

DESCRIPTION US 68

WORK TYPE BRIDGE REPLACEMENT

PRIMARY COMPLETION DATE 8/1/2020

LETTING DATE: June 21,2019

Sealed Bids will be received electronically through the Bid Express bidding service until 10:00 AM EASTERN DAYLIGHT TIME June 21,2019. Bids will be publicly announced at 10:00 AM EASTERN DAYLIGHT TIME.

NO PLANS ASSOCIATED WITH THIS PROJECT.

DBE CERTIFICATION REQUIRED - 2.50%

REQUIRED BID PROPOSAL GUARANTY: Not less than 5% of the total bid.

TABLE OF CONTENTS

PART I	SCOPE OF WORK
	<ul style="list-style-type: none">• PROJECT(S), COMPLETION DATE(S), & LIQUIDATED DAMAGES• CONTRACT NOTES• FEDERAL CONTRACT NOTES• EXPEDITE WORK ORDER• ASPHALT MIXTURE• INCIDENTAL SURFACING• COMPACTION OPTION B• SPECIAL NOTE(S) APPLICABLE TO PROJECT• LIQUIDATED DAMAGES• BRIDGE DEMOLITION, RENOVATION• ASBESTOS ABATEMENT REPORT• RIGHT OF WAY NOTES• UTILITY IMPACT & RAIL CERTIFICATION NOTES• DEPT OF ARMY - NATIONWIDE PERMIT
PART II	SPECIFICATIONS AND STANDARD DRAWINGS
	<ul style="list-style-type: none">• SPECIFICATIONS REFERENCE• SUPPLEMENTAL SPECIFICATION• [SN-1I] PORTABLE CHANGEABLE SIGNS
PART III	EMPLOYMENT, WAGE AND RECORD REQUIREMENTS
	<ul style="list-style-type: none">• FEDERAL-AID CONSTRUCTION CONTRACTS - FHWA 1273• NONDISCRIMINATION OF EMPLOYEES• EXECUTIVE BRANCH CODE OF ETHICS• PROJECT WAGE RATES LOCALITY 2 / FEDERAL• NOTICE OF REQUIREMENT FOR AFFIRMATIVE ACTION TO ENSURE EEO GREEN
PART IV	INSURANCE
PART V	BID ITEMS

PART I
SCOPE OF WORK

ADMINISTRATIVE DISTRICT - 04

CONTRACT ID - 195103

STP BRZ 9030 (080)

COUNTY - GREEN

PCN - BR04400681901

STP BRZ 9030 (080)

US 68 (MP 2.964) ADDRESS DEFICIENCIES OF US 68 BRIDGE OVER GREASY CREEK (044B00013N), FROM MP 2.964 TO MP 3.044. (MP 3.044), A DISTANCE OF 0.08 MILES.BRIDGE REPLACEMENT SYP NO. 04-10009.00.
GEOGRAPHIC COORDINATES LATITUDE 37:09:06.00 LONGITUDE 85:33:39.00

COMPLETION DATE(S):

COMPLETED BY 08/01/2020 APPLIES TO ENTIRE CONTRACT

CONTRACT NOTES

PROPOSAL ADDENDA

All addenda to this proposal must be applied when calculating bid and certified in the bid packet submitted to the Kentucky Department of Highways. Failure to use the correct and most recent addenda may result in the bid being rejected.

BID SUBMITTAL

Bidder must use the Department's electronic bidding software. The Bidder must download the bid file located on the Bid Express website (www.bidx.com) to prepare a bid packet for submission to the Department. The bidder must submit electronically using Bid Express.

JOINT VENTURE BIDDING

Joint venture bidding is permissible. All companies in the joint venture must be prequalified in one of the work types in the Qualifications for Bidders for the project. The bidders must get a vendor ID for the joint venture from the Division of Construction Procurement and register the joint venture as a bidder on the project. Also, the joint venture must obtain a digital ID from Bid Express to submit a bid. A joint bid bond of 5% may be submitted for both companies or each company may submit a separate bond of 5%.

UNDERGROUND FACILITY DAMAGE PROTECTION

The contractor shall make every effort to protect underground facilities from damage as prescribed in the Underground Facility Damage Protection Act of 1994, Kentucky Revised Statute KRS 367.4901 to 367.4917. It is the contractor's responsibility to determine and take steps necessary to be in compliance with federal and state damage prevention directives. When prescribed in said directives, the contractor shall submit Excavation Locate Requests to the Kentucky Contact Center (KY811) via web ticket entry. The submission of this request does not relieve the contractor from the responsibility of contacting non-member facility owners, whom shall be contacted through their individual Protection Notification Center. Non-compliance with these directives can result in the enforcement of penalties.

REGISTRATION WITH THE SECRETARY OF STATE BY A FOREIGN ENTITY

Pursuant to KRS 176.085(1)(b), an agency, department, office, or political subdivision of the Commonwealth of Kentucky shall not award a state contract to a person that is a foreign entity required by [KRS 14A.9-010](#) to obtain a certificate of authority to transact business in the Commonwealth ("certificate") from the Secretary of State under [KRS 14A.9-030](#) unless the person produces the certificate within fourteen (14) days of the bid or proposal opening. If the foreign entity is not required to obtain a certificate as provided in [KRS 14A.9-010](#), the foreign entity should identify the applicable exception. Foreign entity is defined within [KRS 14A.1-070](#).

For all foreign entities required to obtain a certificate of authority to transact business in the Commonwealth, if a copy of the certificate is not received by the contracting agency within the time frame identified above, the foreign entity's solicitation response shall be deemed non-responsive or the awarded contract shall be cancelled.

Businesses can register with the Secretary of State at <https://secure.kentucky.gov/sos/ftbr/welcome.aspx>.

SPECIAL NOTE FOR PROJECT QUESTIONS DURING ADVERTISEMENT

Questions about projects during the advertisement should be submitted in writing to the Division of Construction Procurement. This may be done by fax (502) 564-7299 or email to kytc.projectquestions@ky.gov. The Department will attempt to answer all submitted questions. The Department reserves the right not to answer if the question is not pertinent or does not aid in clarifying the project intent.

The deadline for posting answers will be 3:00 pm Eastern Daylight Time, the day preceding the Letting. Questions may be submitted until this deadline with the understanding that the later a question is submitted, the less likely an answer will be able to be provided.

The questions and answers will be posted for each Letting under the heading "Questions & Answers" on the Construction Procurement website (www.transportation.ky.gov/contract). The answers provided shall be considered part of this Special Note and, in case of a discrepancy, will govern over all other bidding documents.

HARDWOOD REMOVAL RESTRICTIONS

The US Department of Agriculture has imposed a quarantine in Kentucky and several surrounding states, to prevent the spread of an invasive insect, the emerald ash borer. Hardwood cut in conjunction with the project may not be removed from the state. Chipping or burning on site is the preferred method of disposal.

INSTRUCTIONS FOR EXCESS MATERIAL SITES AND BORROW SITES

Identification of excess material sites and borrow sites shall be the responsibility of the Contractor. The Contractor shall be responsible for compliance with all applicable state and federal laws and may wish to consult with the US Fish and Wildlife Service to seek protection under Section 10 of the Endangered Species Act for these activities.

ACCESS TO RECORDS

The contractor, as defined in KRS 45A.030 (9) agrees that the contracting agency, the Finance and Administration Cabinet, the Auditor of Public Accounts, and the Legislative Research Commission, or their duly authorized representatives, shall have access to any books, documents, papers, records, or other evidence, which are directly pertinent to this contract for the purpose of financial audit or program review. Records and other prequalification information confidentially

disclosed as part of the bid process shall not be deemed as directly pertinent to the contract and shall be exempt from disclosure as provided in KRS 61.878(1)(c). The contractor also recognizes that any books, documents, papers, records, or other evidence, received during a financial audit or program review shall be subject to the Kentucky Open Records Act, KRS 61.870 to 61.884.

In the event of a dispute between the contractor and the contracting agency, Attorney General, or the Auditor of Public Accounts over documents that are eligible for production and review, the Finance and Administration Cabinet shall review the dispute and issue a determination, in accordance with Secretary's Order 11-004.

April 30, 2018

FEDERAL CONTRACT NOTES

The Kentucky Department of Highways, in accordance with the Regulations of the United States Department of Transportation 23 CFR 635.112 (h), hereby notifies all bidders that failure by a bidder to comply with all applicable sections of the current Kentucky Standard Specifications, including, but not limited to the following, may result in a bid not being considered responsive and thus not eligible to be considered for award:

102.02 Current Capacity Rating 102.10 Delivery of Proposals
102.8 Irregular Proposals 102.14 Disqualification of Bidders
102.9 Proposal Guaranty

CIVIL RIGHTS ACT OF 1964

The Kentucky Department of Highways, in accordance with the provisions of Title VI of the Civil Rights Act of 1964 (78 Stat. 252) and the Regulations of the Federal Department of Transportation (49 C.F.R., Part 21), issued pursuant to such Act, hereby notifies all bidders that it will affirmatively insure that the contract entered into pursuant to this advertisement will be awarded to the lowest responsible bidder without discrimination on the ground of race, color, or national origin.

NOTICE TO ALL BIDDERS

To report bid rigging activities call: 1-800-424-9071.

The U.S. Department of Transportation (DOT) operates the above toll-free "hotline" Monday through Friday, 8:00 a.m. to 5:00 p.m. eastern time. Anyone with knowledge of possible bid rigging, bidder collusion, or other fraudulent activities should use the "hotline" to report such activities.

The "hotline" is part of the DOT's continuing effort to identify and investigate highway construction contract fraud and abuse and is operated under the direction of the DOT Inspector General. All information will be treated confidentially and caller anonymity will be respected.

SECOND TIER SUBCONTRACTS

Second Tier subcontracts on federally assisted projects shall be permitted. However, in the case of DBE's, second tier subcontracts will only be permitted where the other subcontractor is also a DBE. All second tier subcontracts shall have the consent of both the Contractor and the Engineer.

DISADVANTAGED BUSINESS ENTERPRISE PROGRAM

It is the policy of the Kentucky Transportation Cabinet (“the Cabinet”) that Disadvantaged Business Enterprises (“DBE”) shall have the opportunity to participate in the performance of highway construction projects financed in whole or in part by Federal Funds in order to create a level playing field for all businesses who wish to contract with the Cabinet. To that end, the Cabinet will comply with the regulations found in 49 CFR Part 26, and the definitions and requirements contained therein shall be adopted as if set out verbatim herein.

The Cabinet, contractors, subcontractors, and sub-recipients shall not discriminate on the basis of race, color, national origin, or sex in the performance of work performed pursuant to Cabinet contracts. The contractor shall carry out applicable requirements of 49 CFR 26 in the award and administration of federally assisted highway construction projects. The contractor will include this provision in all its subcontracts and supply agreements pertaining to contracts with the Cabinet.

Failure by the contractor to carry out these requirements is a material breach of its contract with the Cabinet, which may result in the termination of the contract or such other remedy as the Cabinet deems necessary.

DBE GOAL

The Disadvantaged Business Enterprise (DBE) goal established for this contract, as listed on the front page of the proposal, is the percentage of the total value of the contract.

The contractor shall exercise all necessary and reasonable steps to ensure that Disadvantaged Business Enterprises participate in a least the percent of the contract as set forth above as goals for this contract.

OBLIGATION OF CONTRACTORS

Each contractor prequalified to perform work on Cabinet projects shall designate and make known to the Cabinet a liaison officer who is assigned the responsibility of effectively administering and promoting an active program for utilization of DBEs.

If a formal goal has not been designated for the contract, all contractors are encouraged to consider DBEs for subcontract work as well as for the supply of material and services needed to perform this work.

Contractors are encouraged to use the services of banks owned and controlled by minorities and women.

CERTIFICATION OF CONTRACT GOAL

Contractors shall include the following certification in bids for projects for which a DBE goal has been established. BIDS SUBMITTED WHICH DO NOT INCLUDE CERTIFICATION OF DBE PARTICIPATION WILL NOT BE ACCEPTED. These bids will not be considered for award by the Cabinet and they will be returned to the bidder.

“The bidder certifies that it has secured participation by Disadvantaged Business Enterprises (“DBE”) in the amount of ____ percent of the total value of this contract and that the DBE participation is in compliance with the requirements of 49 CFR 26 and the policies of the Kentucky Transportation Cabinet pertaining to the DBE Program.”

The certification statement is located in the electronic bid file. All contractors must certify their DBE participation on that page. DBEs utilized in achieving the DBE goal must be certified and prequalified for the work items at the time the bid is submitted.

DBE PARTICIPATION PLAN

Lowest responsive bidders must submit the *DBE Plan/ Subcontractor Request*, form TC 14-35 DBE, within **5** days of the letting. This is necessary before the Awards Committee will review and make a recommendation. **The project will not be considered for award prior to submission and approval of the apparent low bidder’s DBE Plan/Subcontractor Request.**

The DBE Participation Plan shall include the following:

- 1 Name and address of DBE Subcontractor(s) and/or supplier(s) intended to be used in the proposed project;
- 2 Description of the work each is to perform including the work item , unit, quantity, unit price and total amount of the work to be performed by the individual DBE. The Project Code Number (PCN), Category Number, and the Project Line Number can be found in the “material listing” on the Construction Procurement website under the specific letting;
- 3 The dollar value of each proposed DBE subcontract and the percentage of total project contract value this represents. DBE participation may be counted as follows; a) If DBE suppliers and manufactures assume actual and contractual responsibility, the dollar value of materials to be furnished will be counted toward the goal as follows:
 - The entire expenditure paid to a DBE manufacturer;
 - 60 percent of expenditures to DBE suppliers that are not manufacturers provided the supplier is a regular dealer in the product involved. A regular dealer must be engaged in, as its principal business and in its own name, the sale of products to the public, maintain an inventory and own and operate distribution equipment; and
 - The amount of fees or commissions charged by the DBE firms for a bona fide service, such as professional, technical, consultant, or managerial services and assistance in the procurement of essential personnel, facilities, equipment, materials, supplies, delivery of materials and supplies or for furnishing bonds, or insurance, providing such fees or commissions are determined to be reasonable and customary.

- b) The dollar value of services provided by DBEs such as quality control testing, equipment repair and maintenance, engineering, staking, etc.;
 - c) The dollar value of joint ventures. DBE credit for joint ventures will be limited to the dollar amount of the work actually performed by the DBE in the joint venture;
- 4 Written and signed documentation of the bidder's commitment to use a DBE contractor whose participation is being utilized to meet the DBE goal; and
- 5 Written and signed confirmation from the DBE that it is participating in the contract as provided in the prime contractor's commitment.

UPON AWARD AND BEFORE A WORK ORDER WILL BE ISSUED

Contractors must submit the signed subcontract between the contractor and the DBE contractor, the DBE's certificate of insurance, and an affidavit for bidders, offerors, and contractors from the DBE to the Division of Construction Procurement. The affidavit can be found on the Construction Procurement website. If the DBE is a supplier of materials for the project, a signed purchase order and an affidavit for bidders, offerors, and contractors must be submitted to the Division of Construction Procurement.

Changes to DBE Participation Plans must be approved by the Cabinet. The Cabinet may consider extenuating circumstances including, but not limited to, changes in the nature or scope of the project, the inability or unwillingness of a DBE to perform the work in accordance with the bid, and/or other circumstances beyond the control of the prime contractor.

CONSIDERATION OF GOOD FAITH EFFORTS REQUESTS

If the DBE participation submitted in the bid by the apparent lowest responsive bidder does not meet or exceed the DBE contract goal, the apparent lowest responsive bidder must submit a Good Faith Effort Package to satisfy the Cabinet that sufficient good faith efforts were made to meet the contract goals prior to submission of the bid. Efforts to increase the goal after bid submission will not be considered in justifying the good faith effort, unless the contractor can show that the proposed DBE was solicited prior to the letting date. DBEs utilized in achieving the DBE goal must be certified and prequalified for the work items at the time the bid is submitted. One complete set and nine (9) copies of this information must be received in the office of the Division of Contract Procurement no later than 12:00 noon of the tenth calendar day after receipt of notification that they are the apparent low bidder.

Where the information submitted includes repetitious solicitation letters it will be acceptable to submit a sample representative letter along with a distribution list of the firms solicited. Documentation of DBE quotations shall be a part of the good faith effort submittal as necessary to demonstrate compliance with the factors listed below which the Cabinet considers in judging good faith efforts. This documentation may include written subcontractors' quotations, telephone log notations of verbal quotations, or other types of quotation documentation.

The Good Faith Effort Package shall include, but may not be limited to information showing evidence of the following:

- 1 Whether the bidder attended any pre-bid meetings that were scheduled by the Cabinet to inform DBEs of subcontracting opportunities;
- 2 Whether the bidder provided solicitations through all reasonable and available means;
- 3 Whether the bidder provided written notice to all DBEs listed in the DBE directory at the time of the letting who are prequalified in the areas of work that the bidder will be subcontracting;
- 4 Whether the bidder followed up initial solicitations of interest by contacting DBEs to determine with certainty whether they were interested. If a reasonable amount of DBEs within the targeted districts do not provide an intent to quote or no DBEs are prequalified in the subcontracted areas, the bidder must notify the DBE Liaison in the Office of Minority Affairs to give notification of the bidder's inability to get DBE quotes;
- 5 Whether the bidder selected portions of the work to be performed by DBEs in order to increase the likelihood of meeting the contract goals. This includes, where appropriate, breaking out contract work items into economically feasible units to facilitate DBE participation, even when the prime contractor might otherwise perform these work items with its own forces;
- 6 Whether the bidder provided interested DBEs with adequate and timely information about the plans, specifications, and requirements of the contract;
- 7 Whether the bidder negotiated in good faith with interested DBEs not rejecting them as unqualified without sound reasons based on a thorough investigation of their capabilities. Any rejection should be so noted in writing with a description as to why an agreement could not be reached;
- 8 Whether quotations were received from interested DBE firms but were rejected as unacceptable without sound reasons why the quotations were considered unacceptable. The fact that the DBE firm's quotation for the work is not the lowest quotation received will not in itself be considered as a sound reason for rejecting the quotation as unacceptable. The fact that the bidder has the ability and/or desire to perform the contract work with its own forces will not be considered a sound reason for rejecting a DBE quote. Nothing in this provision shall be construed to require the bidder to accept unreasonable quotes in order to satisfy DBE goals;
- 9 Whether the bidder specifically negotiated with subcontractors to assume part of the responsibility to meet the contract DBE goal when the work to be subcontracted includes potential DBE participation;
- 10 Whether the bidder made any efforts and/or offered assistance to interested DBEs in obtaining the necessary equipment, supplies, materials, insurance and/or bonding to satisfy the work requirements of the bid proposal; and
- 11 Any other evidence that the bidder submits which may show that the bidder has made reasonable good faith efforts to include DBE participation.

FAILURE TO MEET GOOD FAITH REQUIREMENT

Where the apparent lowest responsive bidder fails to submit sufficient participation by DBE firms to meet the contract goal and upon a determination by the Good Faith Committee based upon the information submitted that the apparent lowest responsive bidder failed to make sufficient reasonable efforts to meet the contract goal, the bidder will be offered the opportunity to meet in person for administrative reconsideration. The bidder will be notified of the Committee's decision within 24 hours of its decision. The bidder will have 24 hours to request reconsideration of the Committee's decision. The reconsideration meeting will be held within two days of the receipt of a request by the bidder for reconsideration.

The request for reconsideration will be heard by the Office of the Secretary. The bidder will have the opportunity to present written documentation or argument concerning the issue of whether it met the goal or made an adequate good faith effort. The bidder will receive a written decision on the reconsideration explaining the basis for the finding that the bidder did or did not meet the goal or made adequate Good Faith efforts to do so.

The result of the reconsideration process is not administratively appealable to the Cabinet or to the United States Department of Transportation.

The Cabinet reserves the right to award the contract to the next lowest responsive bidder or to rebid the contract in the event that the contract is not awarded to the low bidder as the result of a failure to meet the good faith requirement.

SANCTIONS FOR FAILURE TO MEET DBE REQUIREMENTS OF THE PROJECT

Failure by the prime contractor to fulfill the DBE requirements of a project under contract or to demonstrate good faith efforts to meet the goal constitutes a breach of contract. When this occurs, the Cabinet will hold the prime contractor accountable, as would be the case with all other contract provisions. Therefore, the contractor's failure to carry out the DBE contract requirements shall constitute a breach of contract and as such the Cabinet reserves the right to exercise all administrative remedies at its disposal including, but not limited to the following:

- Disallow credit toward the DBE goal;
- Withholding progress payments;
- Withholding payment to the prime in an amount equal to the unmet portion of the contract goal; and/or
- Termination of the contract.

PROMPT PAYMENT

The prime contractor will be required to pay the DBE within seven (7) working days after he or she has received payment from the Kentucky Transportation Cabinet for work performed or materials furnished.

CONTRACTOR REPORTING

All contractors must keep detailed records and provide reports to the Cabinet on their progress in meeting the DBE requirement on any highway contract. These records may include, but shall not be limited to payroll, lease agreements, cancelled payroll checks, executed subcontracting agreements, etc. Prime contractors will be required to complete and submit a signed and notarized affidavit (TC 18-7) and copies of checks for any monies paid to each DBE subcontractor or supplier utilized to meet a DBE goal. **These documents must be submitted within 10 days of being paid by the Cabinet.**

Payment information that needs to be reported includes date the payment is sent to the DBE, check number, Contract ID, amount of payment and the check date. Before Final Payment is made on this contract, the Prime Contractor will certify that all payments were made to the DBE subcontractor and/or DBE suppliers.

The Prime Contractor should supply the payment information at the time the DBE is compensated for their work. Form to use is located at:

<http://transportation.ky.gov/Construction/Pages/Subcontracts.aspx>

The prime contractor should notify the KYTC Office of Civil Rights and Small Business Development seven (7) days prior to DBE contractors commencing work on the project. The contact is Melvin Bynes and the telephone number is (502) 564-3601.

Photocopied payments and completed, signed and notarized affidavit must be submitted by the Prime Contractor to: Office of Civil Rights and Small Business Development
6th Floor West 200 Mero Street
Frankfort, KY 40622

DEFAULT OR DECERTIFICATION OF THE DBE

If the DBE subcontractor or supplier is decertified or defaults in the performance of its work, and the overall goal cannot be credited for the uncompleted work, the prime contractor may utilize a substitute DBE or elect to fulfill the DBE goal with another DBE on a different work item. If after exerting good faith effort in accordance with the Cabinet's Good Faith Effort policies and procedures, the prime contractor is unable to replace the DBE, then the unmet portion of the goal may be waived at the discretion of the Cabinet.

1/27/2017

LEGAL REQUIREMENTS AND RESPONSIBILITY TO THE PUBLIC – CARGO PREFERENCE ACT (CPA).

(REV 12-17-15) (1-16)

SECTION 7 is expanded by the following new Article:

102.10 **Cargo Preference Act – Use of United States-flag vessels.**

Pursuant to Title 46CFR Part 381, the Contractor agrees

- To utilize privately owned United States-flag commercial vessels to ship at least 50 percent of the gross tonnage (computed separately for dry bulk carriers, dry cargo liners, and tankers) involved, whenever shipping any equipment, material, or commodities pursuant to this contract, to the extent such vessels are available at fair and reasonable rates for United States-flag commercial vessels.

- To furnish within 20 days following the date of loading for shipments originating within the United States or within 30 working days following the date of loading for shipments originating outside the United States, a legible copy of a rated, 'on-board' commercial ocean bill-of-lading in English for each shipment of cargo described in paragraph 1 of this section to both the Contracting Officer (through the prime contractor in the case of subcontractor bills-of-lading) and to the Division of National Cargo, Office of Market Development, Maritime Administration, Washington, DC 20590.

- To insert the substance of the provisions of this clause in all subcontracts issued pursuant to this contract.

EXPEDITE PROJECT WORK ORDER

The Contractor may request that the Department expedite the work order for this project to allow for maximization of time to complete the work. In order for the Department to accomplish this task, the Contractor may be required to “hand carry” all required project documentation to facilitate the process. Immediately UPON NOTIFICATION OF AWARD OF THE CONTRACT, deliver required project documentation to:

Division of Construction Procurement
200 Mero St.
Frankfort, KY 40602

ASPHALT MIXTURE

Unless otherwise noted, the Department estimates the rate of application for all asphalt mixtures to be 110 lbs/sy per inch of depth.

INCIDENTAL SURFACING

The Department has included in the quantities of asphalt mixtures established in the proposal estimated quantities required for resurfacing or surfacing mailbox turnouts, farm field entrances, residential and commercial entrances, curve widening, ramp gores and tapers, and road and street approaches, as applicable. Pave these areas to the limits as shown on Standard Drawing RPM-110-06 or as directed by the Engineer. In the event signal detectors are present in the intersecting streets or roads, pave the crossroads to the right of way limit or back of the signal detector, whichever is the farthest back of the mainline. Surface or resurface these areas as directed by the Engineer. The Department will not measure placing and compacting for separate payment but shall be incidental to the Contract unit price for the asphalt mixtures.

OPTION B

Be advised that the Department will control and accept compaction of asphalt mixtures furnished on this project under OPTION B in accordance with Sections 402 and 403.

COUNTY OF	ITEM NO.	SHEET
GREEN	4-10009	RI

TRANSPORTATION CABINET DEPARTMENT OF HIGHWAYS

GREEN COUNTY

US 68 OVER GREASY CREEK STA. 22+09.88



LOCATION MAP

BEFORE YOU DIG

The contractor is instructed to call 1-800-752-6007 to reach KY 811. The one-call system for information on the location of existing underground utilities. The call is to be placed a minimum of two (2) and no more than ten (10) business days prior to excavation. The contractor must coordinate with the utility owners, including those whom do not subscribe to KY 811. It is the contractor's responsibility to contact the County Clerk to determine what utility companies have facilities in the area.

BEGIN PROJECT CONSTRUCTION STA. 20+20.00

END PROJECT CONSTRUCTION STA. 24+44.53

STA. 22+09.88
SINGLE SPAN CB27X48
BOX BEAM BRIDGE
@ 30° SKEW LT

STANDARD DRAWINGS

BBP-003-02	ELASTOMERIC BEARING PADS FOR BOX BEAMS
BBP-003-03	BOX BEAM BEARING DETAILS
BBP-003-05	BOX BEAM MISCELLANEOUS DETAILS
BBP-003-04	BOX BEAM B&T & CB&T
BBP-003-09	STENCILS FOR STRUCTURES
B&E-000-13	MEASURE EXPANSION DAMS AND ARMORED EDGES
B&E-000-14	HP 12X53 STEEL PILE
BBP-000-09	DETAILS FOR CONCRETE BARRIERS
BBP-000-10	CONCRETE BARRIERS
BBP-000-11	CONCRETE BARRIERS WITH CURB
BBP-000-12	CONCRETE BARRIERS WITH TEMP. CONCRETE BARRIER
BBP-000-15	GUARDRAIL COMPONENTS
BBP-000-16	TIMBER GUARDRAIL POSTS
BBP-000-17	TEMPORARY S&T FENCE
BBP-000-18	TEMPORARY S&T FENCE
BBP-000-19	S&T TRAP TYPE B
B&S-001-01	CURVE WIDENING AND SUPERELEVATION TRANSITIONS
R&C-001-06	MISCELLANEOUS STANDARD PART I
R&C-002-09	RETAINING WALL GRAVITY TYPE NON-REINFORCED
R&C-005-06	RIGHT OF WAY MONUMENTS
R&C-010-04	TYPICAL EMBANKMENT FOUNDATION BENCHES
R&C-200-01	ONE POINT PROCTOR FAMILY OF CURVES

ACTIVE SEPIAS

SEPIA 005	SHOULDER AND EDGE LINE RUBBLE STRIP DETAILS
SEPIA 006	EDGE LINE RUBBLE STRIP DETAILS TWO LANE ROADS
SEPIA 007	TREATMENT OF EMBANKMENTS AT END-BELTS
SEPIA 008	TREATMENT OF EMBANKMENTS AT END-BELTS-DETAILS
SEPIA 009	CRASH CUSHION TYPE V-SBT
SEPIA 021	TYPICAL GUARDRAIL INSTALLATIONS
SEPIA 025	INSTALLATION OF GUARDRAIL END TREATMENT TYPE I
SEPIA 027	STEEL BEAM GUARDRAIL "M" BEAM
SEPIA 028	STEEL GUARDRAIL POSTS
SEPIA 029	GUARDRAIL END TREATMENT TYPE I
SEPIA 031	GUARDRAIL END TREATMENT TYPE 7 - ALTERNATE ANCHOR
SEPIA 032	DELINEATORS FOR GUARDRAIL
SEPIA 034	GUARDRAIL END TREATMENT TYPE 7
SEPIA 047	BOX BEAM GENERAL NOTES AND REFERENCES
SEPIA 048	BOX BEAM TENSION ROD DETAILS

DESIGN CRITERIA

CLASS OF HIGHWAY	RURAL MAJOR COLLECTOR
TYPE OF TERRAIN	
DESIGN SPEED	
REQUIRED PSD	
REQUIRED PSD	
LEVEL OF SERVICE	
ADT PRESENT (2016)	1860
ADT FUTURE ()	
DIV	
D 7	
D 7	
D 7	
D 7	

GEOGRAPHIC COORDINATES
 LATITUDE 37 DEGREES 09 MINUTES 06 SECONDS NORTH
 LONGITUDE 85 DEGREES 33 MINUTES 40 SECONDS WEST

DESIGNED

2. RESTRICTED SD	
LEVEL OF SERVICE	
MAX. DISTANCE W/O PASSING	

INDEX OF SHEETS

Sheet No.	Description
R1	LAYOUT SHEET
R2	TYPICAL SECTIONS
R3	ROADWAY PLAN SHEET
R4	MAINTENANCE OF TRAFFIC
R5	ROADWAY PROFILE
R6	CRITICAL CROSS SECTIONS
X1	GENERAL NOTES
S1	LAYOUT
S2	FOUNDATION LAYOUT
S4	PHASED CONSTRUCTION DETAILS
S5	END BENT DETAILS
S6	RAILING - SIDE MOUNTED MGS

SPECIAL NOTES

- CONCRETE COATING
- EROSION PREVENTION AND SEDIMENT CONTROL
- MAINTENANCE OF TRAFFIC - FULL AND LANE CLOSURE
- OVER THE SIDE BRINKING
- CONTRACTOR SHALL MAINTAIN AND LIQUIDATED DAMAGES ON BRIDGE REPAIR CONTRACTS

SPECIAL PROVISIONS

- EMPAVMENT FOR BRIDGE END BENT STRUCTURES

SPECIFICATIONS

2012 Standard Specifications for Road and Bridge Construction.

2017 MASHTO LRFD Bridge Design Specifications with Current Interims.


REVISION

DATE

**Commonwealth of Kentucky
DEPARTMENT OF HIGHWAYS
COUNTY OF
GREEN**

ITEM NO.	4-10009
DRAWING NO.	27960
PROJECT NUMBER	
LETTING DATE	MAY 24, 2019

RECOMMENDED BY	PROJECT MANAGER	DATE
PLAN APPROVED BY	STATE HIGHWAY ENGINEER	DATE



REV. NO.	SHEETS REVISED	DATE

TABLE OF REVISIONS



**EXISTING BRIDGE
ID 044B00013N**

2. RESTRICTED SD	
LEVEL OF SERVICE	
MAX. DISTANCE W/O PASSING	

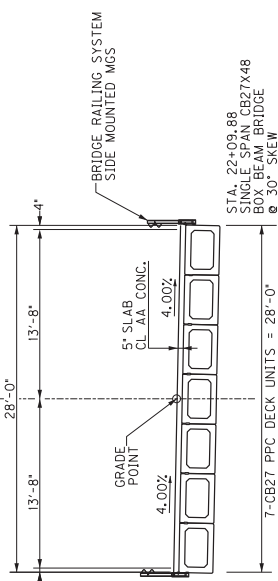
COUNTY OF	ITEM NO.	SHEET
GREEN	4-10009	R2

TYPICAL SECTIONS US 68

FULL-DEPTH MAINLINE & SHOULDER PAVEMENT RECONSTRUCTION

- TRAFFIC LANES:**
- 6" DEPTH CRUSHED STONE BASE (CSB)
 - CL2 ASPH BASE 1.00 P664-22
 - 3" DEPTH CL2 ASPH BASE 1.00 P664-22
 - 1.5" DEPTH CL2 ASPH SURF 0.38D P664-22
- SHOULDERS:**
- 6" DEPTH CRUSHED STONE BASE (CSB)
 - CL2 ASPH BASE 1.00 P664-22
 - 3" DEPTH CL2 ASPH BASE 1.00 P664-22
 - 1.5" DEPTH CL2 ASPH SURF 0.38D P664-22

- ① ASPHALT SEAL REQUIRED FROM OUTSIDE EDGE OF PAVED SHOULDER AND DOWN THE DITCH ON FULL SLOPE. TWO APPLICATIONS OF THE FOLLOWING:
 - ASPHALT SEAL COAT 2-40 LBS/5Y
 - ASPHALT SEAL AGGREGATE 20 LBS/5Y (SIZE NO. 8 OR 9M)
- ② LONGITUDINAL EDGE KEY

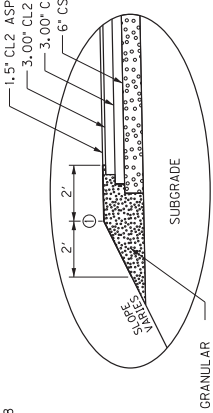


BRIDGE TYPICAL SECTION US 68

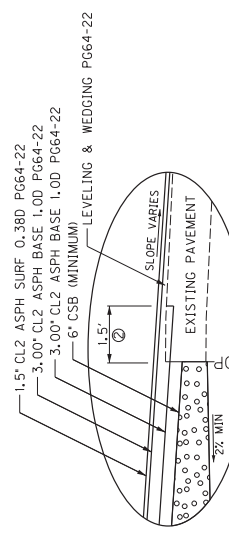
STA. 22+09.88
SINGLE SPAN CB27X48
BOX BEAM BRIDGE
@ 30° SKEW

NOTES:

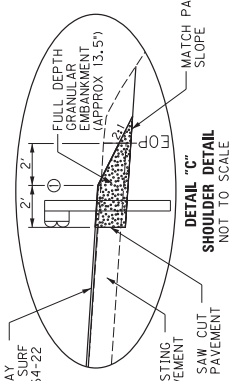
- MATERIAL NEEDED FOR SHOULDERS OUTSIDE OF PAVED AREA WILL BE MEASURED AND PAID AS GRANULAR EMBANKMENT.
- GRANULAR EMBANKMENT UTILIZED AS FILL SHALL BE CAPPED WITH A MINIMUM OF 6 INCHES OF TOPSOIL STRIPPED FROM THE PROJECT SITE DISTURB LIMITS. THIS APPLICATION SHALL BE INCIDENTAL TO THE PLACEMENT OF GRANULAR EMBANKMENT.
- EMBANKMENT FOUNDATION BENCHING SHALL BE INCIDENTAL TO PLACEMENT OF GRANULAR EMBANKMENT.



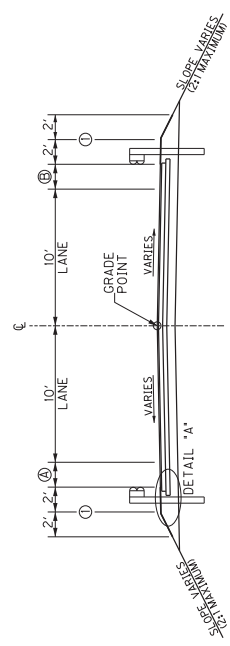
DETAIL "A" FULL-DEPTH MAINLINE & SHOULDER PAVEMENT RECONSTRUCTION NOT TO SCALE



DETAIL "B" LONGITUDINAL EDGE KEY NOT TO SCALE

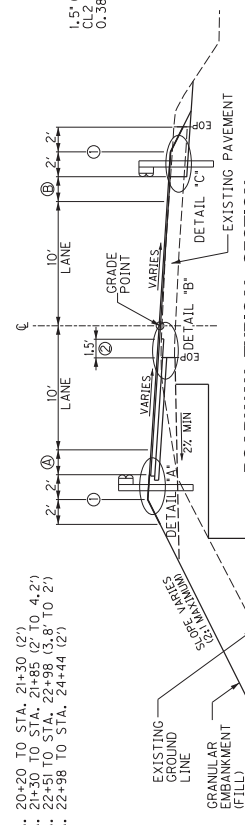


DETAIL "C" SHOULDER DETAIL NOT TO SCALE



ROADWAY TYPICAL SECTION US 68

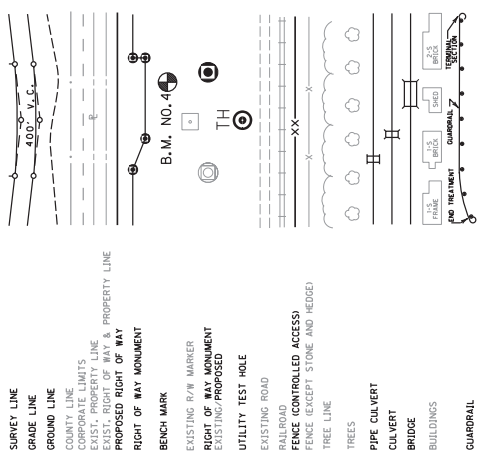
(STA. 21+52 TO STA. 21+77)
(STA. 22+44 TO STA. 22+69)




ROADWAY TYPICAL SECTION WIDENING & OVERLAY US 68

(STA. 20+20 TO STA. 21+52)
(STA. 22+69 TO STA. 24+44)

CONVENTIONAL SIGNS



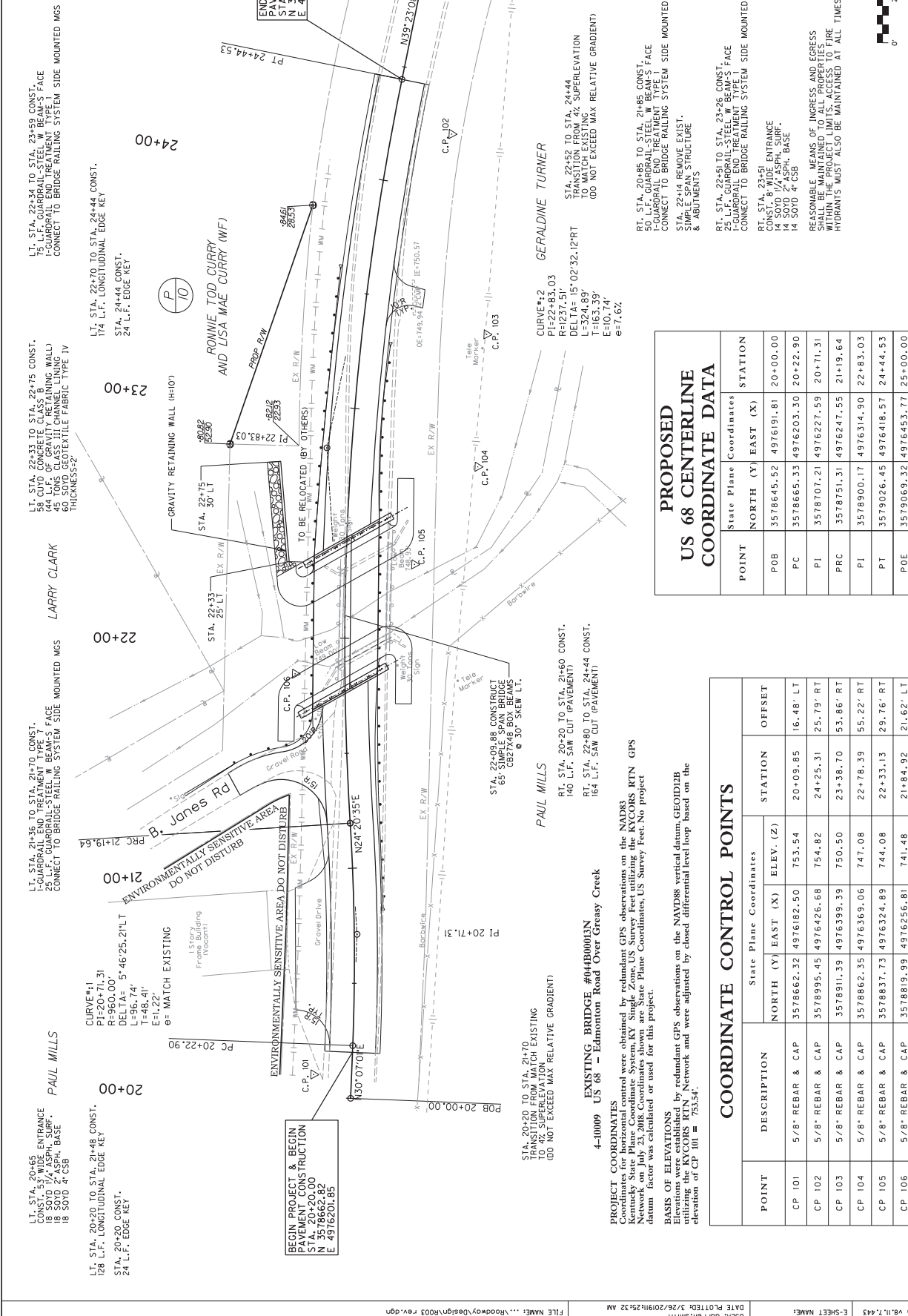
PROPOSED



TYPICAL SECTIONS & LEGEND
US 68

NOT TO SCALE

COUNTY OF	GREEN
ITEM NO.	4-10009
SHEET	R3



PROPOSED US 68 CENTERLINE COORDINATE DATA

POINT	State Plane Coordinates		STATION
	NORTH (Y)	EAST (X)	
POB	35788645.52	4976191.81	20+00.00
PC	35788653.33	4976203.30	20+22.90
PI	3578707.21	4976227.59	20+71.31
PRC	3578751.31	4976247.55	21+19.64
PI	3578900.17	4976314.90	22+83.03
PT	3579026.45	4976418.57	24+44.53
POE	3579069.32	4976453.77	25+00.00

COORDINATE CONTROL POINTS

POINT	DESCRIPTION	State Plane Coordinates			STATION	OFFSET
		NORTH (Y)	EAST (X)	ELEV. (Z)		
CP 101	5/8" REBAR & CAP	35788662.32	4976182.50	753.54	20+09.85	16.48' LT
CP 102	5/8" REBAR & CAP	3578995.45	4976426.68	754.82	24+25.31	25.79' RT
CP 103	5/8" REBAR & CAP	3578911.39	4976399.39	750.50	23+38.70	53.86' RT
CP 104	5/8" REBAR & CAP	3578862.35	4976369.06	747.08	22+78.39	55.22' RT
CP 105	5/8" REBAR & CAP	3578837.73	4976324.89	744.08	22+33.13	29.76' RT
CP 106	5/8" REBAR & CAP	3578819.99	4976256.81	741.48	21+84.92	21.62' LT

USFR dorrell.smith
 DATE PLOTTED: 3/26/2019 12:51:32 AM
 FILE NAME: ...Roadway\Design\8003 Rev.dgn

MicroStation v8.11.7.443
 E-SHEET NAME:
 S-SHEET NAME:

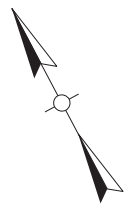
EXISTING RIGHT OF WAY LINES AND PROPERTY CORNERS ARE BASED ON ASSUMPTIONS FROM AVAILABLE DEEDS, PVA AND KRS STATUTE 178.025 AND SHOULD BE FIELD VERIFIED.

SCALE: 1"=40'

PREPARED BY
AECOM
 BRIDGING KENTUCKY

PLAN SHEET
 US 68
 STA. 20+00 TO STA. 25+00

COUNTY OF	GREEN
ITEM NO.	4-10009
SHEET	R3A



- GENERAL NOTES**
- TRAFFIC SHALL BE MAINTAINED IN ACCORDANCE WITH THE MANUAL ON UNIFORM TRAFFIC CONTROL DEVICES, CURRENT EDITIONS.
 - EXCEPT FOR THE ROADWAY AND BRIDGE CONSTRUCTION AND THE STANDARD DRAWINGS, MAINTENANCE AND CONTROL TRAFFIC WILL BE PAID AT THE LUMP SUM BID PRICE TO MAINTAIN AND CONTROL TRAFFIC AS SET FORTH IN THE CURRENT STANDARD SPECIFICATIONS FOR ROAD AND BRIDGE CONSTRUCTION UNLESS OTHERWISE PROVIDED FOR IN THESE NOTES. THE LUMP SUM BID TO MAINTAIN AND CONTROL TRAFFIC SHALL ALSO INCLUDE, BUT IS NOT LIMITED TO, THE FOLLOWING ITEMS AND OPERATIONS:
 - ALL GRADING AND NECESSARY DRAINAGE (UNLESS A BID ITEM FOR DETOUR CONSTRUCTION IS INCLUDED) FOR THE TEMPORARY ROADWAY AND REMOVAL THEREOF, WHEN IT IS NO LONGER NEEDED. IF A BID ITEM FOR DETOUR CONSTRUCTION IS INCLUDED, GRADING AND DRAINAGE WILL BE PAID FOR IN THE BID ITEM "DETOUR CONSTRUCTION".
 - ALL LABOR AND MATERIALS NECESSARY FOR CONSTRUCTION AND MAINTENANCE OF TRAFFIC CONTROL DEVICES AND MARKINGS.
 - ALL FLAG PERSONS AND TRAFFIC CONTROL DEVICES SUCH AS, BUT NOT LIMITED TO, CONCRETE BARRIER WALL TYPE 9T (WITH DELINEATORS), CRASH CUSHION TYPE VI-BT, TEMPORARY TRAFFIC SIGNALS, FLASHERS, SIGNS, BARRICADES AND VERTICAL PANELS, PLASTIC DRUMS (STEEL DRUMS WILL NOT BE PERMITTED AND PILES REQUIRED), CONE AND FLARE LIGHTS, AND NECESSARY SIGNAGE AND CONTROL DEVICES AND OPERATIONS OF VEHICLES AND PEDESTRIAN TRAFFIC AS SPECIFIED IN THESE NOTES, THE PLANS, THE MUTCD OR THE ENGINEER.
 - ANY TEMPORARY TRAFFIC CONTROL ITEMS, DEVICES, MATERIALS AND INCIDENTALS SHALL REMAIN THE PROPERTY OF THE CONTRACTOR WHEN NO LONGER NEEDED.

- THE CONTRACTOR SHALL MAINTAIN A ONE-LANE (SIGNALIZED - ALTERNATING DIRECTIONS) TRAVELED WAY WITH A MINIMUM LANE WIDTH OF 11 FEET.
- THE CONTRACTOR SHALL COMPLETELY COVER ANY SIGNS, EITHER EXISTING, PERMANENT OR TEMPORARY, WHICH DO NOT PROPERLY APPLY TO THE CURRENT TRAFFIC PHASING, AND SHALL MAINTAIN THE COVERING UNTIL THE SIGNS ARE APPLICABLE OR ARE REMOVED.
- IN GENERAL, ALL TRAFFIC CONTROL DEVICES SHALL BE PLACED STARTING AND PROCEEDING IN THE DIRECTION OF FLOW OF TRAFFIC AND REMOVED STARTING AND PROCEEDING IN THE DIRECTION OPPOSITE THE FLOW OF TRAFFIC.
- THE ENGINEER AND THE CONTRACTOR, OR THEIR AUTHORIZED REPRESENTATIVES, SHALL REVIEW THE SIGNING BEFORE TRAFFIC IS ALLOWED TO USE ANY LANE CLOSURES, CROSSOVERS OR DETOURS. ALL SIGNING SHALL BE APPROVED BY THE ENGINEER BEFORE WORK CAN BE STARTED BY THE CONTRACTOR.
- IF THE CONTRACTOR DESIRES TO DEVIATE FROM THE TRAFFIC CONTROL SCHEME AND CONSTRUCTION SCHEDULE OUTLINED IN THESE PLANS AND THIS PROPOSAL, HE SHALL PREPARE AN ALTERNATE PLAN AND PRESENT IT IN WRITING TO THE ENGINEER. THIS ALTERNATE PLAN CAN BE USED ONLY AFTER REVIEW AND APPROVAL OF THE DIVISIONS OF TRAFFIC, DESIGN AND CONSTRUCTION, AND THE FEDERAL HIGHWAY ADMINISTRATION, WHERE APPLICABLE.
- IF TRAFFIC SHOULD BE STOPPED DUE TO CONSTRUCTION OPERATIONS AND AN EMERGENCY VEHICLE OR AN OFFICIAL EMERGENCY RUN ABOVEVET, THE ENGINEER, THE CONTRACTOR SHALL MAKE THE PROVISIONS FOR THE PASSAGE OF THAT VEHICLE AS QUICKLY AS POSSIBLE.
- ALL SIGNS NECESSARY FOR A MARKED DETOUR WILL BE PROVIDED BY THE CONTRACTOR AS REQUIRED BY THE STANDARD DRAWINGS AND THE MUTCD. SIGNS OUTSIDE THE PROJECT LIMITS SHALL BE PAID FOR BY THE CONTRACTOR. THIS QUANTITY SHALL INCLUDE SIGN MOUNTING HARDWARE AND POSTS.

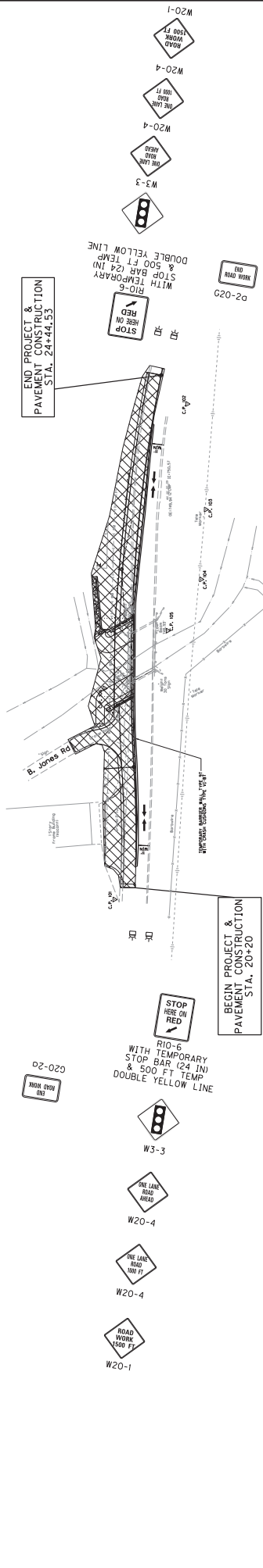
PHASE I CONSTRUCTION:

- CONSTRUCT ALL TEMPORARY TRAFFIC DEVICES IN ACCORDANCE WITH THE CURRENT EDITION OF THE KYTC SPEC BOOK, STANDARD DRAWINGS AND MUTCD.
- CONSTRUCT THE LEFT SIDE OF THE PROPOSED ROADWAY AND BRIDGE AS SHOWN ON THE PLANS, MAINTAINING ONE LANE TRAFFIC ON US 68. THE CONTRACTOR SHALL NOT BE LIMITED TO ROADWAY EMBANKMENTS, APPROACHES, STRUCTURE, GUARDRAIL, RETAINING WALL AND PAVEMENT UP TO THE FINAL SURFACING.

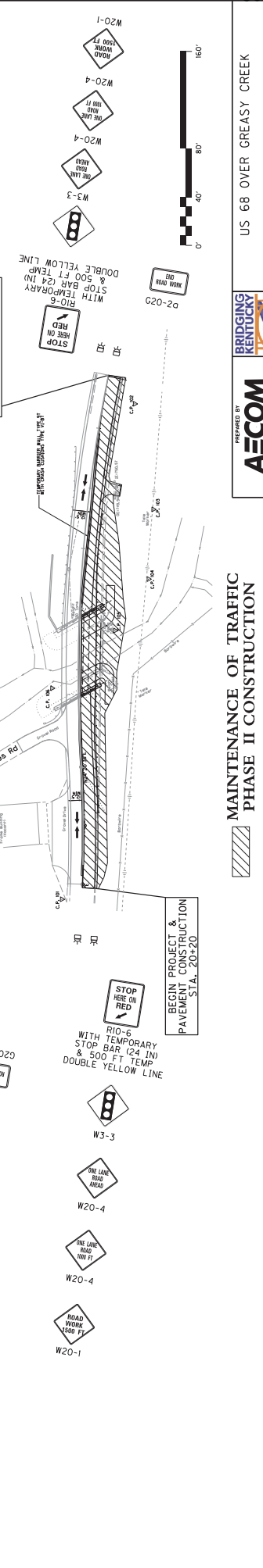
PHASE II CONSTRUCTION:

- CONSTRUCT THE RIGHT SIDE OF THE PROPOSED ROADWAY AND BRIDGE AS SHOWN ON THE PLANS, MAINTAINING ONE LANE TRAFFIC ON US 68. INCLUDING BUT NOT LIMITED TO ROADWAY EMBANKMENTS, APPROACHES, STRUCTURE, GUARDRAIL, RETAINING WALL AND PAVEMENT UP TO THE FINAL SURFACING.

**MAINTENANCE OF TRAFFIC
PHASE I CONSTRUCTION**



**MAINTENANCE OF TRAFFIC
PHASE II CONSTRUCTION**



MAINTENANCE OF TRAFFIC
PHASE II CONSTRUCTION
SCALE: 1"=40'

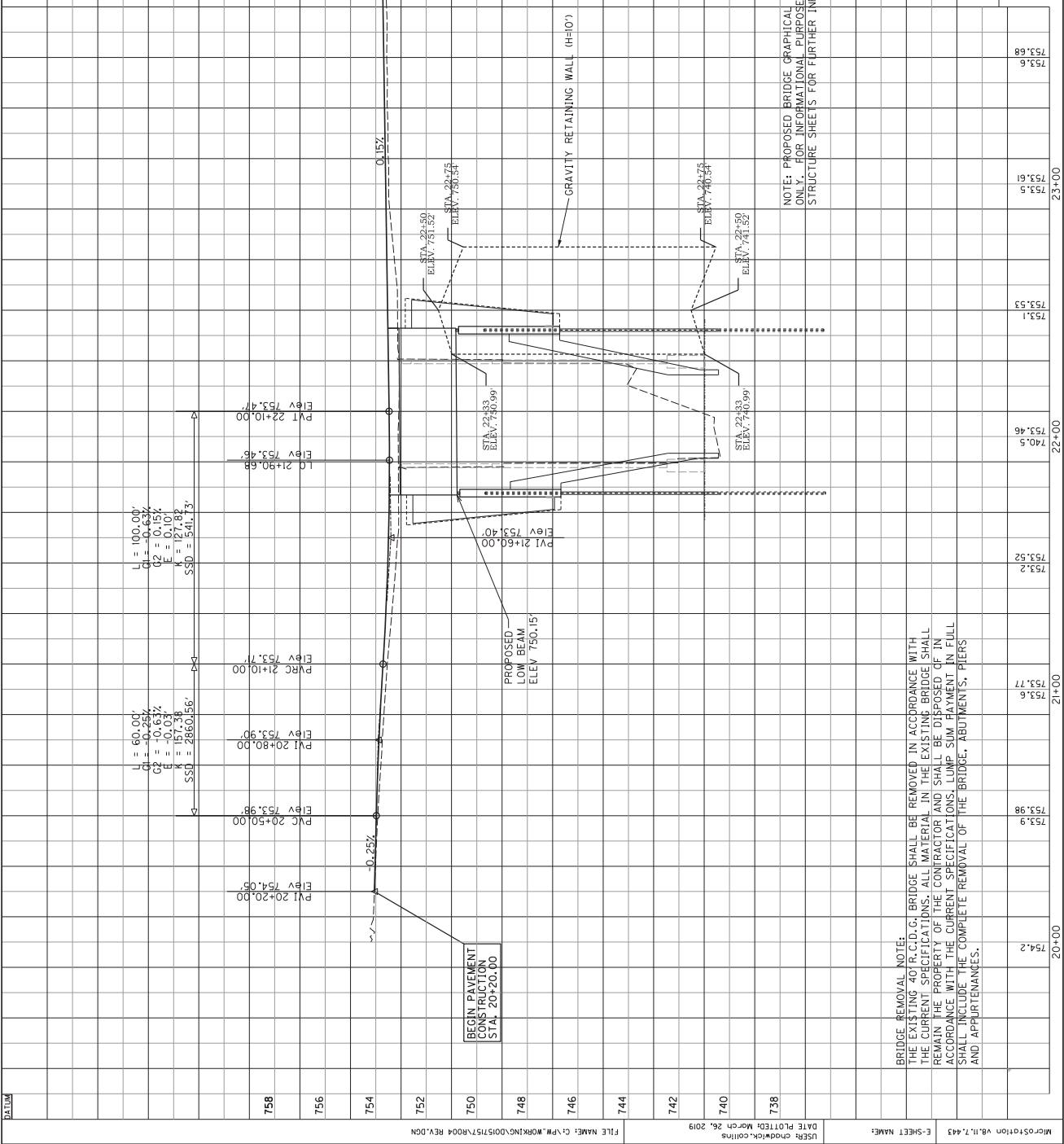


US 68 OVER GREASY CREEK
MOT SHEET

SHEET 080
ITEM NO. 4-10009
COUNTY OF GREEN

SCALE: 1" = 40' HORIZONTAL
1" = 4' VERTICAL

DATE PLOTTED: March 26, 2019
USFR: chodwick.collins
FILE NAME: C:\PW\MORKING\001517578004 REV.DGN

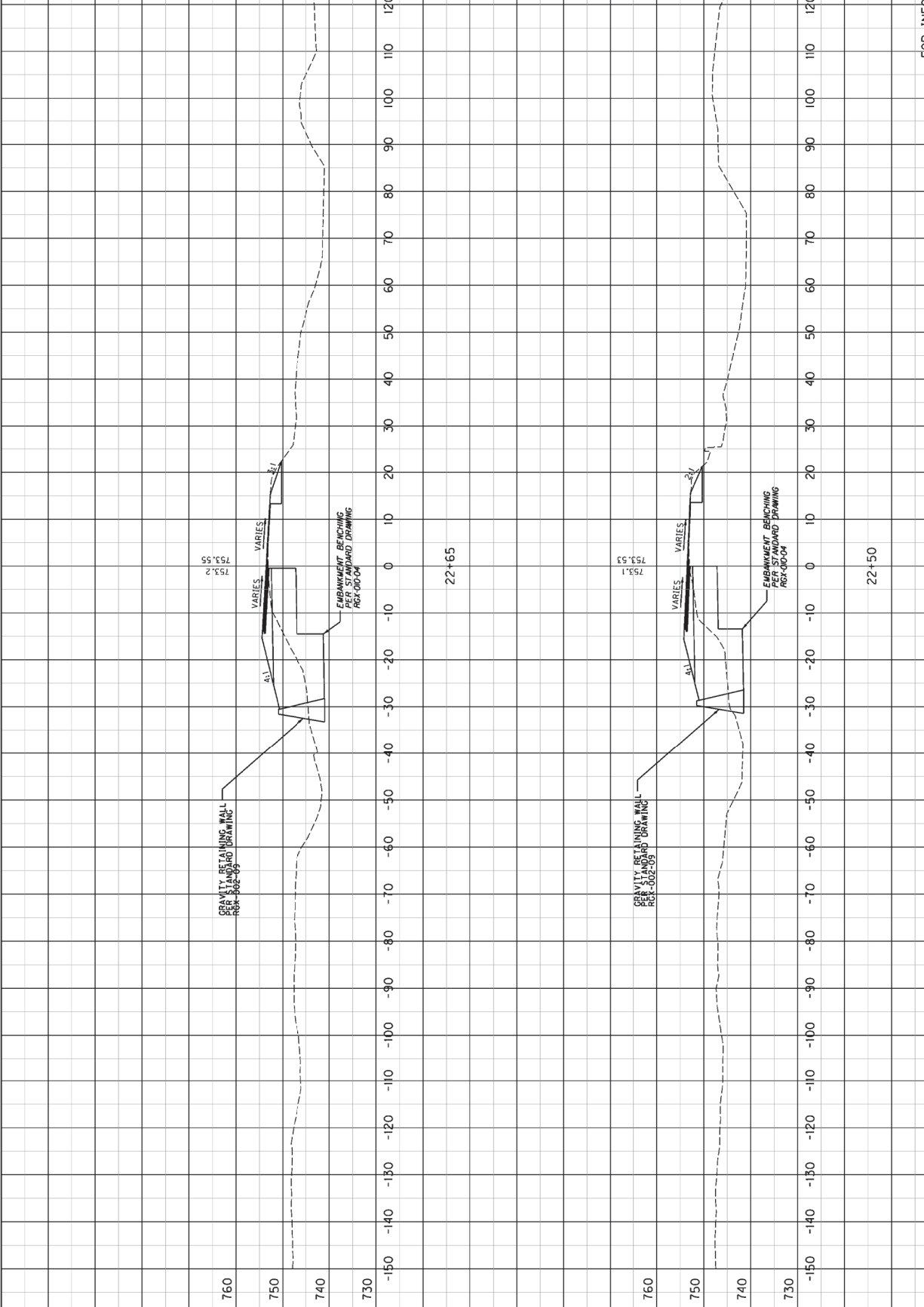


NOTE: PROPOSED BRIDGE GRAPHICAL REPRESENTATION ONLY. FOR INFORMATIONAL PURPOSES ONLY. SEE STRUCTURE SHEETS FOR FURTHER INFORMATION.

BRIDGE REMOVAL NOTE:
THE EXISTING 40' R.C.D.G. BRIDGE SHALL BE REMOVED IN ACCORDANCE WITH THE CURRENT SPECIFICATIONS. ALL MATERIAL IN THE EXISTING BRIDGE SHALL REMAIN THE PROPERTY OF THE CONTRACTOR AND SHALL BE DISPOSED OF IN ACCORDANCE WITH THE CURRENT SPECIFICATIONS. LUMP SUM PAYMENT SHALL INCLUDE THE COMPLETE REMOVAL OF THE BRIDGE, ABUTMENTS, PIERS AND APPURTENANCES.

PREPARED BY
AECOM
BRIDGING KENTUCKY
PROFILE SHEET
US 68
STA. 20+00 TO STA. 25+00

COUNTY OF GREEN
ITEM NO. 4-10009
SHEET XI



FOR INFORMATIONAL PURPOSES ONLY
US 68
CRITICAL CROSS SECTIONS
SCALE: 1" = 20' HORIZONTAL
1" = 40' VERTICAL



General Notes

Utilities: The contractor shall be responsible for locating any and all existing utilities prior to excavation of material or installation of guardrail or other construction activities that may involve utilities (overhead or underground).

Verifying Field Conditions: The contractor shall verify all dimensions before ordering material. New material that is unsuitable because of variations in the existing structure shall be replaced at the contractor's expense.

Dimensions: Dimensions are for a normal temperature of 60 degrees Fahrenheit. Layout dimensions are horizontal dimensions.

Superstructure Slab: The superstructure slab shall be poured continuously from end to end of slab before the concrete is allowed to set.

Mastic Taper: Mastic Tape used to seal joints is to meet the requirements of ASTM C-877 Type II, II, or III. The joint is to be covered with 1/2 wide mastic tape prior to application. The surface shall be clean and free of dirt, debris, or deteriorated material. Primer, if required by the tape manufacturer, shall be applied for a minimum width of 9" on each side of the joint.

Mastic Tape shall be either:

- EZ-Wrap Rubber by Press-seal Casket Corporation.
 - Seal Wrap by Mar Mac Manufacturing Co. Inc.,
 - Cadillac by The LP Rubber Co. Inc.
 - or approved equal.
- Mastic Tape shall cover the joint continuously unless otherwise shown in the plans. Mastic Tape shall be spaced by taping a minimum of 6" and in accordance with the manufacturer's recommendations with the overlap running downhill.
- The cost of labor, materials, and incidental items for furnishing and installing Mastic Tape shall be considered incidental to the unit price bid for concrete class 'AA' and no separate measurement of payment shall be made.
- Temporary Supports:** Temporary Supports or shoring will not be permitted under the beams when pouring the concrete deck slab or when taking 'top of beam' elevations.
- Armored Edge:** Fabricate armored edge to match cross slope and parabolic crown of each end of bridge.
- Elastomeric Bearing Pads:** Elastomeric Bearing Pads shall conform to the AASHTO Standard Specifications for Highway Bridges, Division II, Section 1B.
- Bearings shall be Low Temperature Grade 3 with a shear modulus between 95 psi and 130 psi and shall be subjected to the load testing requirements corresponding to Design Method B. The cost of bearing pads is to be included in the unit price per linear feet for Precast Beams.
- Foundation Preparation:** Foundation Preparation shall be in accordance with Section 603 of the Specifications.
- Structural Granular Backfill:** Materials for Structural Granular Backfill shall be in accordance with Section 805 of the Specifications.
- Concrete Coating:** Concrete Coating is estimated at 2850 SF. It is the responsibility of the contractor to verify this estimate and bid appropriately. No payment adjustments will be made if the actual quantity is different than this estimate.
- Phase Construction:** Project requires phased construction for this structure. Refer to Phased Construction Details on Sheet S04 for phasing scheme. The Contractor shall provide temporary shoring, sheeting, steel traffic plates as needed to maintain traffic and allow phased construction at end bents.

Specifications: References to the specifications are to the current edition of the Kentucky Department of Highways Standard Specifications for Road and Bridge Construction including any current supplemental specifications. All references to the AASHTO specifications are to the AASHTO LRFD Bridge Design Specifications, 8th edition with Interims.

Design Loads: This bridge is designed for KYL-93 live load, (i.e., L25xAASHTO HL93 live load). This bridge is designed for a future wearing surface of 19 psi.

Design Method: All reinforced concrete members are designed to be equivalent or greater than the load and resistance factor design method as specified in the current AASHTO Specifications.

Materials Design Specifications:
For Class 'X' Reinforced Concrete f'c = 3500 psi
For Class 'AA' Reinforced Concrete f'c = 4000 psi
For Steel Reinforcement fy = 60000 psi

Material Specifications: AASHTO Specifications or ASTM, current edition, as designated below shall govern the materials furnished.

AASHTO M53 Remolded Cork Filler, Type II
AASHTO M-31 Deformed and Plain Billet-Steel for Concrete Reinforcement, Grade 60

Preformed Cork Expansion Joint Material: Preformed Cork Expansion Joint Material shall conform to subsection 807.04.02 (Type III) of the Kentucky Department of Highways Standard Specifications.

Concrete: Class 'AA' Concrete is to be used throughout the superstructure. Class 'X' concrete is to be used in the substructure. Prestressed beam concrete shall be in accordance with the plans and specifications.

Reinforcement: Dimensions shown from the face of concrete to bars are to center of bars unless otherwise shown. Spacing of bars is from center to center of bars. Any reinforcing bars designated by suffix 'e' in the plans shall be epoxy coated in accordance with section B.10 of the Standard Specifications. Any reinforcing bars designated by suffix 's' in a Bill of Reinforcement shall be considered a stirrup for purposes of bend diameters.

Construction Identifications: The names of the Prime Contractor and the Sub-Contractor shall be printed in the concrete with 1 inch letters at a location designated by the engineer. The contractor shall furnish all plans, equipment and labor necessary to do the work for which no direct payment will be made.

Beveled Edges: All exposed edges shall be beveled 1/4", unless otherwise shown.

Payment for Precast Concrete Beams: The basis of payment for the Prestressed Concrete Beams shall be at the contract unit price per linear foot of beam, in accordance with the Specifications.

Slope Protection: Slope Protection at abutments shall be dry cyclopean stone riprap in accordance with the plans and specifications. Geotextile Fabric, Type I shall be placed between the embankment and the slope protection in accordance with Standard Specifications 214 and 843. Payment for Geotextile Fabric, Type I, shall be considered incidental to the unit price bid for Dry Cyclopean Stone Riprap.

Completion of the Structure: The contractor is required to complete the structure in accordance with the plans and specifications. Material, labor, or construction operations not otherwise specified, are to be included in the bid item most appropriate to the work involved. This may include cut-off-dams, shoring, excavations, backfilling, removal of all or parts of existing structures, phase construction, incidental materials, labor, or anything else required to complete the structure.

Shop Drawings: Fabricators shall submit all required shop plans, by e-mail, to the design team or to the reviewer. Submissions shall depict the shop plans, in pdf format, as either .117 or .dwt files. Submissions shall be submitted to the reviewer. The reviewer's comments, as needed and return them to the fabricator. Upon reconciliation of the designer's comments, files shall be returned to the fabricator. Each sheet will be electronically stamped by the designer and plans will be forwarded to the Construction Management Team for distribution. Only plans submitted directly to the Construction Management Team will be distributed, and only plans electronically stamped 'Distributed by Construction Management Team' are to be used for fabrication. While this process does not require the submission of paper copies, Construction Management Team reserves the right to require such copies on a case by case basis.

When any changes in the design plans are proposed by the fabricator or supplier, the shop drawings reflecting these changes shall be submitted to the consultant through the contractor.

No Geotechnical Report: This Bridge did not have any drilling performed because rock was noted in the creek.

Piling: Piling shall be driven to practical refusal as defined on the pile record sheet. Contrary to the standard drawings for steel piling, mill test reports are not required to be notarized.

Pile Points: Provide pile points for all piles. Pile points shall be in accordance with Section 604 of the specifications and of the type shown on the pile record sheet.

Pre-drilling Piles: Where pre-drilling is necessary for pile installation, holes shall be drilled into solid rock. Minimum distance between bottom of cap or pile bent and pile tip shall be 10'-0". Backfill the holes with sand or pea gravel after the pile is placed in the hole. A temporary casing may be required to prevent collapse of the hole. If used, remove the casing as the hole is backfilled. Drive piles to refusal after backfill operations are complete. Include the cost of all materials, labor, and equipment needed to pre-drill, backfill the holes, and drive the piles to refusal in the price per linear foot for 'Pre-drilling for Piles.'

Utilities: The contractor shall be responsible for locating any and all existing utilities prior to excavation of material or installation of guardrail or other construction activities that may involve utilities (overhead or underground).

Verifying Field Conditions: The contractor shall verify all dimensions before ordering material. New material that is unsuitable because of variations in the existing structure shall be replaced at the contractor's expense.

Dimensions: Dimensions are for a normal temperature of 60 degrees Fahrenheit. Layout dimensions are horizontal dimensions.

Superstructure Slab: The superstructure slab shall be poured continuously from end to end of slab before the concrete is allowed to set.

Mastic Taper: Mastic Tape used to seal joints is to meet the requirements of ASTM C-877 Type II, II, or III. The joint is to be covered with 1/2 wide mastic tape prior to application. The surface shall be clean and free of dirt, debris, or deteriorated material. Primer, if required by the tape manufacturer, shall be applied for a minimum width of 9" on each side of the joint.

Mastic Tape shall be either:

- EZ-Wrap Rubber by Press-seal Casket Corporation.
- Seal Wrap by Mar Mac Manufacturing Co. Inc.,
- Cadillac by The LP Rubber Co. Inc.
- or approved equal.

Mastic Tape shall cover the joint continuously unless otherwise shown in the plans. Mastic Tape shall be spaced by taping a minimum of 6" and in accordance with the manufacturer's recommendations with the overlap running downhill.

The cost of labor, materials, and incidental items for furnishing and installing Mastic Tape shall be considered incidental to the unit price bid for concrete class 'AA' and no separate measurement of payment shall be made.

Temporary Supports: Temporary Supports or shoring will not be permitted under the beams when pouring the concrete deck slab or when taking 'top of beam' elevations.

Armored Edge: Fabricate armored edge to match cross slope and parabolic crown of each end of bridge.

Elastomeric Bearing Pads: Elastomeric Bearing Pads shall conform to the AASHTO Standard Specifications for Highway Bridges, Division II, Section 1B.

Bearings shall be Low Temperature Grade 3 with a shear modulus between 95 psi and 130 psi and shall be subjected to the load testing requirements corresponding to Design Method B. The cost of bearing pads is to be included in the unit price per linear feet for Precast Beams.

Foundation Preparation: Foundation Preparation shall be in accordance with Section 603 of the Specifications.

Structural Granular Backfill: Materials for Structural Granular Backfill shall be in accordance with Section 805 of the Specifications.

Concrete Coating: Concrete Coating is estimated at 2850 SF. It is the responsibility of the contractor to verify this estimate and bid appropriately. No payment adjustments will be made if the actual quantity is different than this estimate.

Phase Construction: Project requires phased construction for this structure. Refer to Phased Construction Details on Sheet S04 for phasing scheme. The Contractor shall provide temporary shoring, sheeting, steel traffic plates as needed to maintain traffic and allow phased construction at end bents.

Specifications: References to the specifications are to the current edition of the Kentucky Department of Highways Standard Specifications for Road and Bridge Construction including any current supplemental specifications. All references to the AASHTO specifications are to the AASHTO LRFD Bridge Design Specifications, 8th edition with Interims.

Design Loads: This bridge is designed for KYL-93 live load, (i.e., L25xAASHTO HL93 live load). This bridge is designed for a future wearing surface of 19 psi.

Design Method: All reinforced concrete members are designed to be equivalent or greater than the load and resistance factor design method as specified in the current AASHTO Specifications.

Materials Design Specifications:
For Class 'X' Reinforced Concrete f'c = 3500 psi
For Class 'AA' Reinforced Concrete f'c = 4000 psi
For Steel Reinforcement fy = 60000 psi

Material Specifications: AASHTO Specifications or ASTM, current edition, as designated below shall govern the materials furnished.

AASHTO M53 Remolded Cork Filler, Type II
AASHTO M-31 Deformed and Plain Billet-Steel for Concrete Reinforcement, Grade 60

Preformed Cork Expansion Joint Material: Preformed Cork Expansion Joint Material shall conform to subsection 807.04.02 (Type III) of the Kentucky Department of Highways Standard Specifications.

Concrete: Class 'AA' Concrete is to be used throughout the superstructure. Class 'X' concrete is to be used in the substructure. Prestressed beam concrete shall be in accordance with the plans and specifications.

Reinforcement: Dimensions shown from the face of concrete to bars are to center of bars unless otherwise shown. Spacing of bars is from center to center of bars. Any reinforcing bars designated by suffix 'e' in the plans shall be epoxy coated in accordance with section B.10 of the Standard Specifications. Any reinforcing bars designated by suffix 's' in a Bill of Reinforcement shall be considered a stirrup for purposes of bend diameters.

Construction Identifications: The names of the Prime Contractor and the Sub-Contractor shall be printed in the concrete with 1 inch letters at a location designated by the engineer. The contractor shall furnish all plans, equipment and labor necessary to do the work for which no direct payment will be made.

Beveled Edges: All exposed edges shall be beveled 1/4", unless otherwise shown.

Payment for Precast Concrete Beams: The basis of payment for the Prestressed Concrete Beams shall be at the contract unit price per linear foot of beam, in accordance with the Specifications.

Slope Protection: Slope Protection at abutments shall be dry cyclopean stone riprap in accordance with the plans and specifications. Geotextile Fabric, Type I shall be placed between the embankment and the slope protection in accordance with Standard Specifications 214 and 843. Payment for Geotextile Fabric, Type I, shall be considered incidental to the unit price bid for Dry Cyclopean Stone Riprap.

Completion of the Structure: The contractor is required to complete the structure in accordance with the plans and specifications. Material, labor, or construction operations not otherwise specified, are to be included in the bid item most appropriate to the work involved. This may include cut-off-dams, shoring, excavations, backfilling, removal of all or parts of existing structures, phase construction, incidental materials, labor, or anything else required to complete the structure.

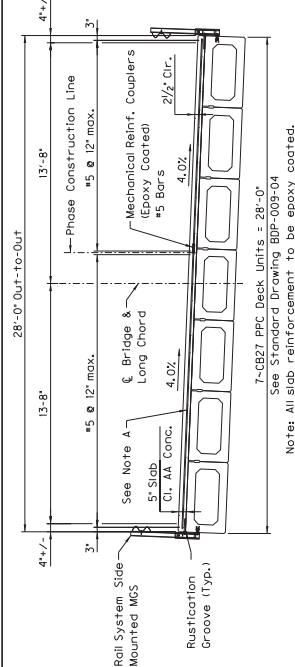
Shop Drawings: Fabricators shall submit all required shop plans, by e-mail, to the design team or to the reviewer. Submissions shall depict the shop plans, in pdf format, as either .117 or .dwt files. Submissions shall be submitted to the reviewer. The reviewer's comments, as needed and return them to the fabricator. Upon reconciliation of the designer's comments, files shall be returned to the fabricator. Each sheet will be electronically stamped by the designer and plans will be forwarded to the Construction Management Team for distribution. Only plans submitted directly to the Construction Management Team will be distributed, and only plans electronically stamped 'Distributed by Construction Management Team' are to be used for fabrication. While this process does not require the submission of paper copies, Construction Management Team reserves the right to require such copies on a case by case basis.

When any changes in the design plans are proposed by the fabricator or supplier, the shop drawings reflecting these changes shall be submitted to the consultant through the contractor.

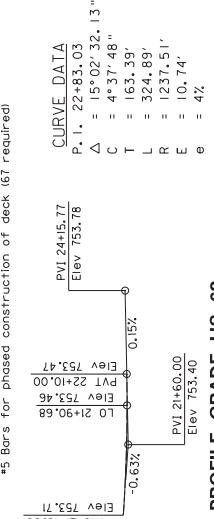
DATE: 05/24/2019	REVISION	DATE
DESIGNED BY: S. DHATKAR	CHECKED BY	
DETAILED BY: S. DHATKAR	A. BHATT	
Commonwealth of Kentucky		
DEPARTMENT OF HIGHWAYS		
ROUTE 68		
CROSSING		
GREEN CREEK		
GENERAL NOTES		
PREPARED BY		
AECOM		
PROJECT NO.		
27960		

ITEM NUMBER	4-10009
-------------	---------

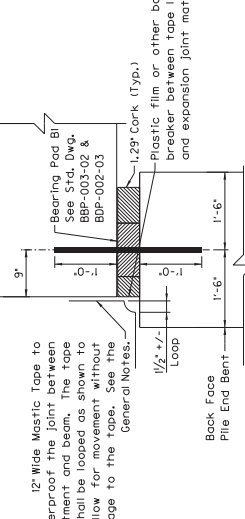




TYPICAL SECTION
7-CB27 PFC Deck Units = 28'-0"
See Standard Drawing BDP-009-04
Note: All slab reinforcement to be epoxy coated.



PROFILE GRADE US 68
Note At: #5 @ 12" Placed Parallel to Skew (Spacing Needs to be Modified to @ Bridge) (See Standard Drawing BDP-009-04) (67 required)
#5 Bars for phased construction of deck (67 required)



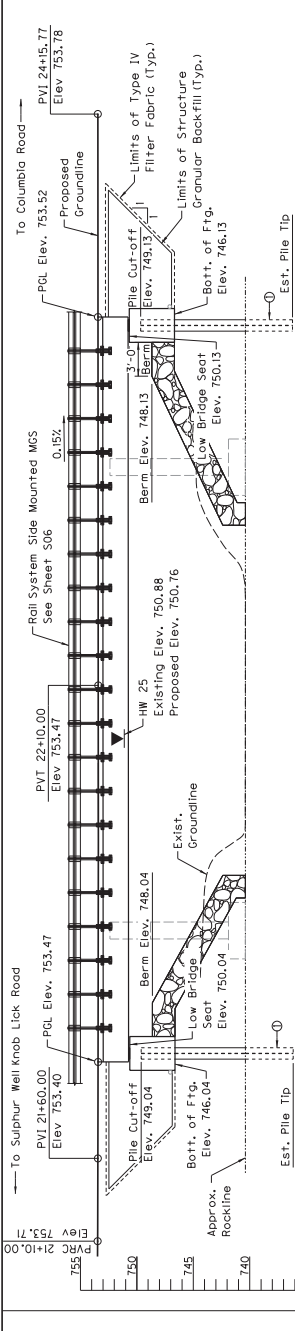
JOINT WATERPROOFING DETAIL
12" Wide Mastic Tape to waterproof the joint between abutment and beam. The tape shall be lapped as shown to show for moment. See the damage to the tapes. See the General Notes.

REVISION	DATE	CHECKED BY
DESIGNED BY: S. DHATKAR	05/24/2019	A. BHATT
DETAILED BY: S. DHATKAR		A. BHATT

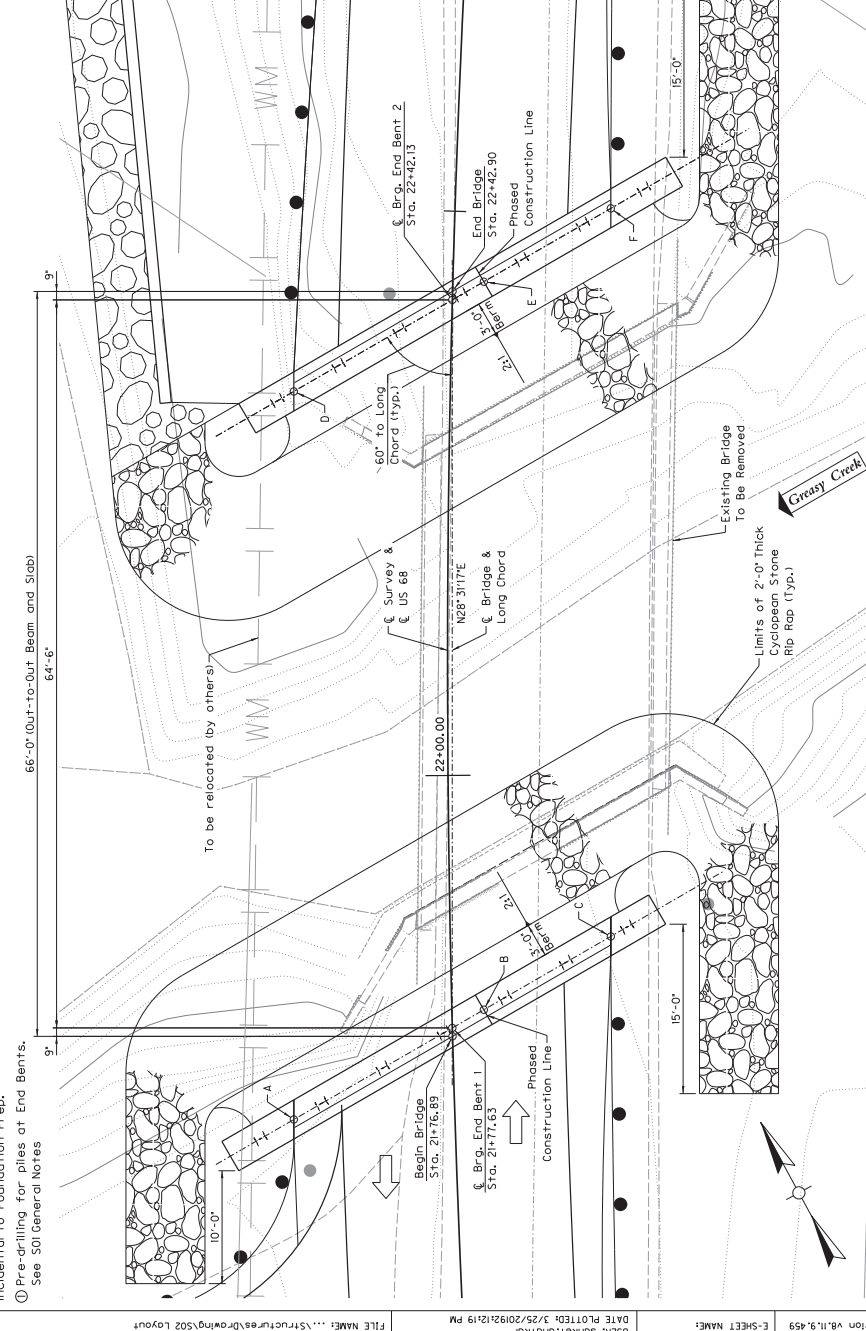
Commonwealth of Kentucky
DEPARTMENT OF HIGHWAYS

BRIDGE SEAT ELEVATIONS	ROUTE	CROSSING
A 751.20	US 68	GREASY CREEK
B 750.50		
C 750.04		
E 750.16		
F 750.13		

PREPARED BY: **AECOM**
LAYOUT

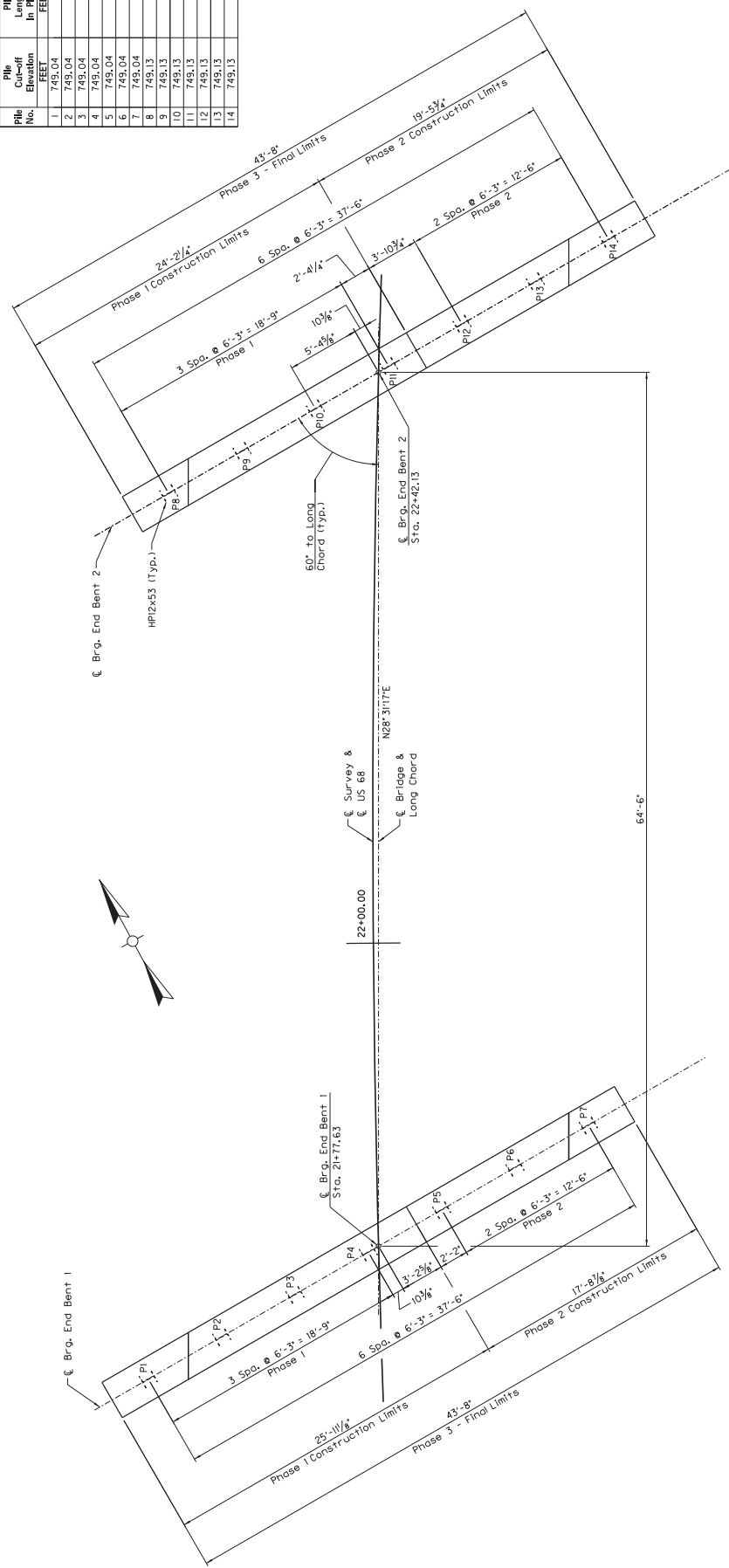


ELEVATION
END BENT 1 FIX
END BENT 2 FIX
Note: Type IV Filter Fabric shall be incidental to Foundation Prep.
① Pre-drilling for piles at End Bents.
See SOI General Notes



PLAN
-Superstructure Not Shown-

PILE RECORD FOR POINT BEARING PILES (080)				
Pile No.	Pile Cut-off Elevation	Pile Length In Place	Point of Pile Elevation As Driven	Design Axial Load
	FEET	FEET	FEET	TONS
1	749.04			78
2	749.04			78
3	749.04			78
4	749.04			78
5	749.04			78
6	749.04			78
7	749.04			78
8	749.13			78
9	749.13			78
10	749.13			78
11	749.13			78
12	749.13			78
13	749.13			78
14	749.13			78



Definitions of Terms

PILE CUT-OFF ELEVATION: Elevation of the top of pile in the finished structure.
PILE LENGTH IN PLACE: Actual pile length below the Pile Cut-Off Elevation in the finished structure.
POINT OF PILE ELEVATION AS DRIVEN: Actual point of pile elevation in the finished structure. LOADS - Load specified by each pile as estimated from structural design calculations for Estimated BRD loading.
CALCULATED FIELD BEARING: Contrary to Section 604.03.07 of the Standard Specifications, in place bearing values are not required for piles bearing on rock when driven to practical refusal.

Driving Criteria

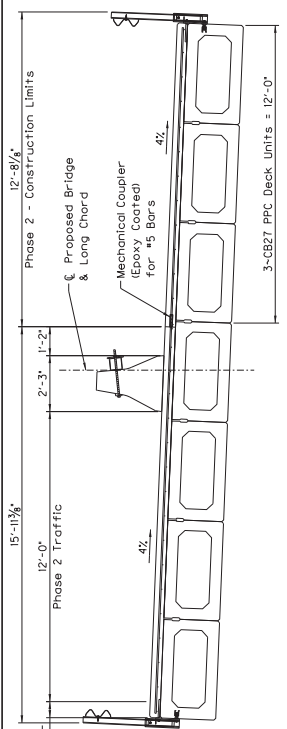
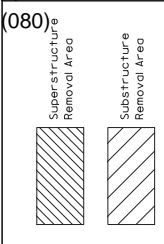
DRIVING CRITERIA: Drive point bearing piles to practical refusal.
PRACTICAL REFUSAL (Case 2): Drive point bearing piles to practical refusal. For this case, for ten consecutive blows, practical refusal is obtained after the pile is struck on additional ten blows with total penetration of 1/2 inch or less. Advance the production piles and substructure data sheets. Immediately cease driving operations if the pile visibly yields or becomes damaged during driving. If hard driving is encountered because of the high resistance, the Engineer shall be notified immediately. If any pile is advanced to the depth anticipated by the Engineer, additional driving shall be required to advance the pile. Drive additional production and test piles if directed by the Engineer.
 At the End Bent locations, a diesel pile driving hammer with a rated energy between 10.5 foot-kips and 20.1 foot-kips will be required to drive 12x53 steel-piles to practical refusal. The Contractor shall submit the proposed pile driving system to the Engineer for approval prior to the installation of the first pile. Approval of the pile driving system by the Engineer will be subject to satisfactory field performance of the pile driving procedure.

Field Data

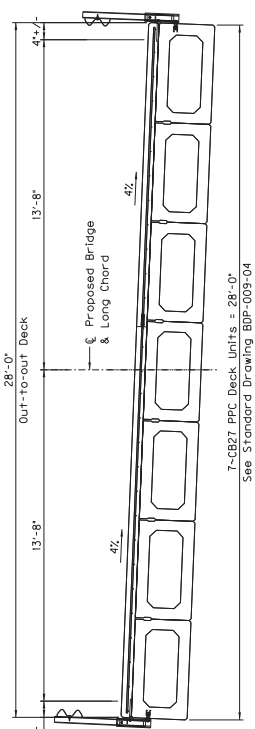
For each pile, the Project Engineer shall record the following on this sheet: Pile Length in Place and Point of Pile Elevation as Driven.
 Submit this record to:
 Kentucky Transportation Cabinet
 Director, Division of Structural Design
 200 West Street
 Frankfort, KY 40622
 This pile record does not replace other pile records the Project Engineer is required to keep and submit.
 Use HP 12x53 in accordance with BPS-003, e.e.

DATE: 05/24/2019	REVISION	CHECKED BY:
DESIGNED BY: S. DHATKAR		A. BHATT
DETAILED BY: S. DHATKAR		A. BHATT
Commonwealth of Kentucky DEPARTMENT OF HIGHWAYS		
GREEN		
ROUTE	CROSSING	
US 66	GREASY CREEK	
FOUNDATION LAYOUT		
PREPARED BY AECOM		
SHEET NO. 27960		

ITEM NUMBER	4-10009
-------------	---------



PHASE 2 - TRAFFIC & PHASE 2 - CONSTRUCTION



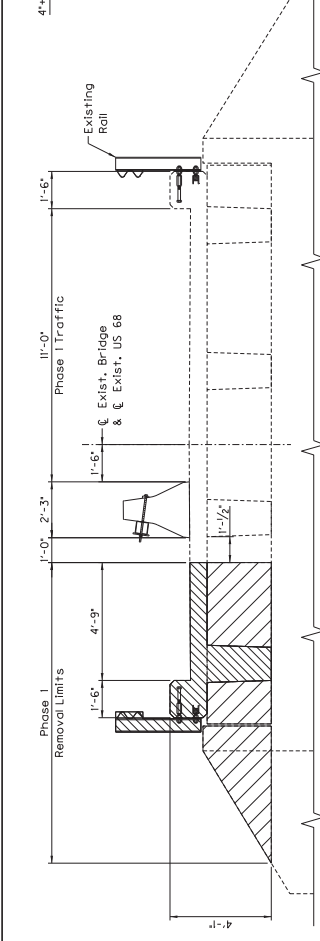
PHASE 3 - TRAFFIC (FINAL CONDITION)

PHASE REMOVAL NOTES

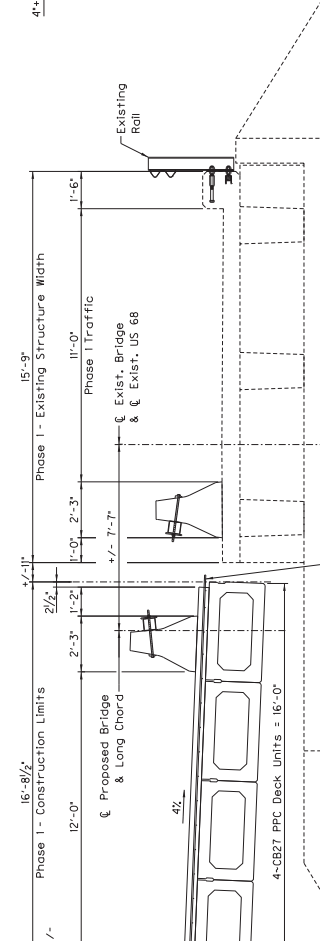
1. Plan dimensions and details relative to existing plans are subject to construction variations. The Contractor shall field verify existing dimensions and details, and modify suggested stage removal lines as necessary to provide the minimum traffic width shown in the plans. Changes to the suggested stage removal lines and/or the traffic control shall be approved by the Engineer.
2. In the event of any deck slab failure as the result of either additional corrosion or removal of the deck slab the Contractor shall immediately cease work, implement safe traffic control measures and notify the Engineer. The Contractor may be required to repair the deck slab depending upon the type of deck slab failure.
3. When the deck is cut along the cut line, the Contractor shall take precaution not to damage the existing structure. Any damage to the existing beam shall be repaired by the Contractor at no additional cost to KYTC.

PHASE CONSTRUCTION NOTES

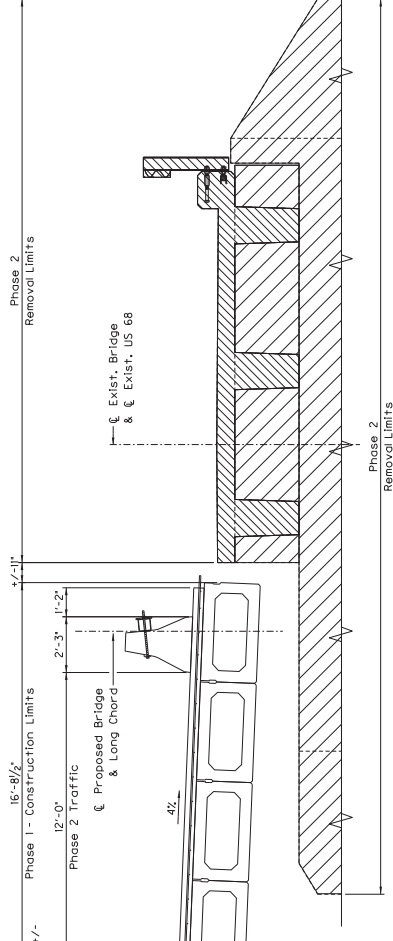
1. Provide 5' long Coupling nuts (2 required) to connect box beams on either side of phased construction location. Cost incidental to box beams.
2. Cost of 9T barrier wall and stiffening detail along with relocation of barrier wall is incidental to Maintain & Control Traffic.



PHASE 1 - REMOVAL



PHASE 1 - TRAFFIC & PHASE 1 - CONSTRUCTION



PHASE 2 - TRAFFIC & PHASE 2 - REMOVAL

REVISION	DATE	CHECKED BY
	05/24/2019	A. BHATT
		DESIGNED BY: S. DHATKAR
		DETAILED BY: S. DHATKAR

Commonwealth of Kentucky
DEPARTMENT OF HIGHWAYS

ROUTE US 68 CROSSING GREASY CREEK

PHASED CONSTRUCTION DETAILS

PREPARED BY: AECOM

SHEET NO. 27960

ITEM NUMBER	4-10009
-------------	---------

WING BILL OF REINFORCEMENT

MARK	NO.	SIZE	LENGTH	MARK	NO.	SIZE	LENGTH	MARK	NO.	SIZE	LENGTH
A1e	14s	5	10'-8"	A13e	10	5	19'-2"	A16e	3	5	5'-4"
A2e	9	8	23'-10"	A14e	5	8	17'-6"	A5e	3	5	6'-10"
A3e	10	5	23'-10"	A15e	10	5	17'-6"	A6e	3	5	5'-1"

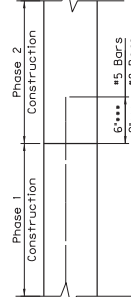
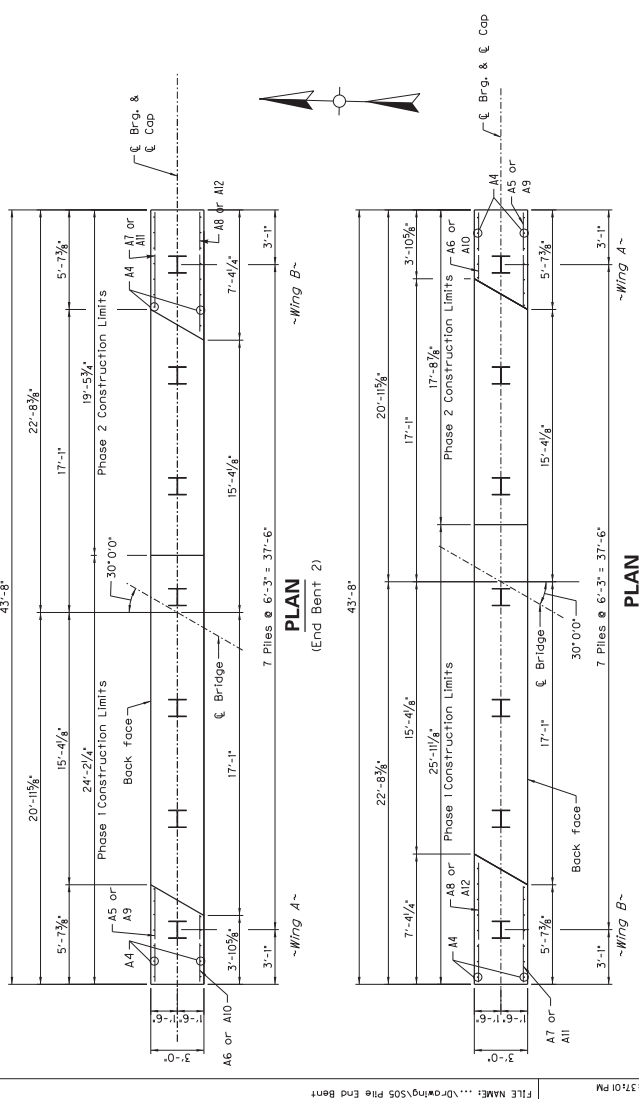
CAP BILL OF REINFORCEMENT
28' - 0" BRIDGE WIDTH

BRIDGE WIDTH	PILE LOAD	DIMENSIONS												
		Reinforcement						Back Face						
SIZE	TONS	A	B	C	D	E	F	G	H	J	K	L	M	N
28	78	3/4	4	17/4	1-9/4	6	10	4-3/4	3	5	4-0	4	3-0	6

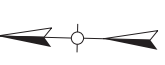
MECHANICAL REINFORCING COUPLERS (EPOXY COATED)

SIZE	NO.	LENGTH	MARK	NO.	SIZE	LENGTH	MARK	NO.	SIZE	LENGTH
#5	10	10		67						
#8	9	9		-						

- NOTES:
- Conform to KYTC Standard Specifications, Current Edition.
 - Piles to be Class 3, 30' long.
 - 16" dia. cap. cover to be 3" clear cover to reinforcement unless otherwise noted.
 - Maintain 2" clear cover to reinforcement for the maximum span of the following concrete beams as shown in the current standards:
 - End Bents as shown in the current standards:
 - 6" - CBZ, BZ, CBZ, BZ.
 - Pile load given is Factored Strength Load.
 - Piles must be driven 10' into existing ground below pile cap.
 - Pre drilling into rock will be required. Drive piles to refusal.
 - Contractor shall provide a hammer capable of driving the piling to refusal or capacity without encountering excessive blow counts or damaging the pile. Contractor shall be responsible for damaged piling.

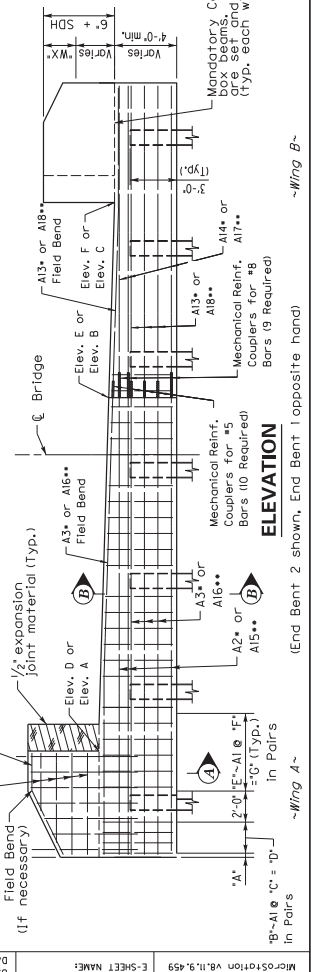


Contractor to verify Mechanical Reinf. Coupler dimensions and adjust bars accordingly



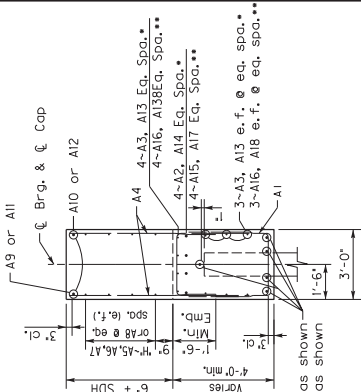
PLAN
(End Bent 2)

- NOTES:
- Slope cap as necessary with side by side box beams to maintain proper roadway slope.
 - Rebar for #5 bars as necessary.
 - SDH = 33.29' for this sheet.

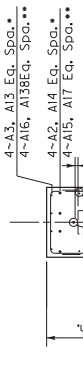


ELEVATION
(End Bent 2 shown, End Bent 1 opposite hand)

- NOTES:
- Mandatory Construction joint for side by side box beams. Wings shall be poured after beams (Typ. each wing).
 - Mechanical Reinf. A17** Couplers for #8 Bars (if required)
 - Rebars applicable to End Bent 2
 - ** Rebars applicable to End Bent 1



SECTION A-A



SECTION B-B

Bridge Seat Elevations

A	751.20
B	750.50
C	750.04
D	750.56
E	750.13
F	750.13

DATE	05/24/2019
DESIGNED BY	S. DHATKAR
DETAILED BY	S. DHATKAR
CHECKED BY	A. BHATT
DATE	
REVISION	

Commonwealth of Kentucky
DEPARTMENT OF HIGHWAYS

ROUTE US 68
CROSSING GREASY CREEK
PROJECT NO. 27960

PREPARED BY
AECOM

ITEM NUMBER
4-10009



SPECIAL NOTE FOR TRAFFIC CONTROL ON BRIDGE REPAIR CONTRACTS

04-10009.00 Green 044B00013N

I. TRAFFIC CONTROL GENERAL

Except as provided herein, traffic shall be maintained in accordance with the 2019 standard specifications, section 112. The contractor will be responsible for developing and implementing the maintenance of traffic details with guidance through standard drawings and the MUTCD current editions. The developed traffic control plan must be approved by the Engineer prior to implementation. The contractor is expected to provide at a minimum the items listed in this note, however this note does not relieve the contractor of other items that may be necessary to comply with current standards. Except for the roadway and traffic control bid items listed, all items of work necessary to maintain and control traffic will be paid at the lump sum bid price to “Maintain and Control Traffic”.

Contrary to section 106.01, traffic control devices used on this project may be new or used in new condition, at the beginning of the work and maintained in like new condition until completion of the work.

The contractor must notify the engineer and public information officer at least 14 calendar days prior to the beginning work. Please see the Special Note for Liquidated Damages for additional information.

II. TRAFFIC COORDINATOR

Furnish a traffic coordinator as per section 112. The traffic coordinator shall inspect the project maintenance of traffic, at least three times daily, or as directed by the engineer, during the contractor’s operations and at any time a bi-directional lane closure or road closure is in place. The personnel shall have access on the project to a radio or telephone to be used in case of emergencies or accidents. The traffic coordinator shall report all incidents throughout the work zone to the engineer on the project. The contractor shall furnish the name and telephone number where the traffic coordinator can be contacted at all times.

III. SIGNS

The contractor is responsible for all signage during construction. The contractor shall adhere to the standard drawings and manual on uniform traffic control devices (MUTCD) for guidance. If, at any time, the engineer requests a change in the maintenance of traffic signage, the contractor shall implement the change within 8 hours. Failure to implement these changes within the required eight hours will result in liquidated damages of \$5,000 per day.

The contractor shall provide all detour signing needed for the bridge closure, if allowed in the contract documents. All signing required will be incidental to the lump sum bid item “Maintain and Control Traffic”.

The department will not measure installation, maintenance, or removal for payment of any detour signage or standard construction signage, and will consider these incidental to “Maintain and Control Traffic”

Closure signs, detour signs, and bi-directional lane closure signs should be placed no sooner than two weeks prior to the closing of the bridge (when applicable) or placing lane closures.

Wayfinding detour signs should be placed a maximum of 2 miles apart unless specified by the engineer. Signs shall be covered or removed within 24 hours of opening the bridge to traffic.

Road closed signs (when applicable) should be double signed and placed a minimum of 1500’, 1000’, and 500’ in advance of the closure, in addition to signage required by the MUTCD and standard drawings.

IV. TEMPORARY PAVEMENT STRIPING

For projects where road closures are allowed in the contract documents, it is not anticipated that temporary pavement striping will be needed since the bridge will be closed. However, if the contractor’s means and methods allows for need for temporary striping, conflicting pavement marking will be covered with 6” black removable tape. However, for bi-directional lane closures or if the plans call for a diversion, temporary striping will be required per the plans and MUTCD. Contrary to the standard specifications, no direct payment will be made for any temporary striping, pavement striping removal, or any other temporary striping item. If temporary striping is used, the contractor shall replace any temporary striping that becomes damaged or fails to adhere to the pavement before dark on the day of the notification. Liquidated damages shall be assessed to the contractor at a rate of \$500 per day for failing to replace temporary striping within this time limit.

V. PROJECT PHASING & CONSTRUCTION PROCEDURES

Project phasing shall be as directed by the plans, special notes, and the approved Traffic Control Plan prepared by the contractor. Maintain traffic over the bridge as long as possible. Once work on the structure begins that impacts traffic, ensure work progresses to minimize the effected time to the public. All materials that must be made specific for the project should be ordered and made prior to closure of the bridge or implementation of bi-directional lane closures so that delivery does not delay progress of the work, unless approved by the Engineer. If the bridge is reopened prior to safety devices being in place, an approved protective barrier wall shall be placed in accordance to the standard drawings. Contrary to standard specifications, no direct payment would be made for the barrier wall and will be considered incidental to “Maintain and Control Traffic”.

For projects which require an on-site diversion to be constructed to maintain traffic, the traffic control plan and project schedule prepared by the contractor shall include provisions such that traffic is not switched to the diversion until all materials that must be made specific for the project are ordered and made so that use of the diversion is minimized, unless approved by the Engineer.

VI. PAVEMENT DROP-OFF

Less than two inches - no protection required. Warning signs should be placed in advance and throughout the drop-off area.

Two to four inches - plastic drums, vertical panels or barricades every 100 feet on tangent sections for speeds of 50 mph or greater. Cones may be used in place of plastic drums, panels and barricades during daylight hours. For tangent sections with speeds less than 50 mph and curves devices should be placed every 50 feet. Spacing of devices on tapered sections should be in accordance with the manual on uniform traffic control devices, current edition.

Greater than four inches - positive separation or wedge with 3:1 or flatter slope needed. If there is five feet or more distance between the edge of the pavement and the drop-off, then drums, panel, or barricades may be used. If the drop-off is greater than 12 inches, positive separation is strongly encouraged. If concrete barriers are used, special reflective devices or steady burn lights should be used for overnight installations.

For temporary conditions, drop-offs greater than four inches may be protected with plastic drums, vertical panels or barricades for short distances during daylight hours while work is being done in the drop-off area.

VII. VARIABLE MESSAGE SIGNS AND TEMPORARY TRAFFIC SIGNALS

At the direction of the Engineer, the contractor is expected to provide up to four (4) message boards for use at locations determined by the Engineer. These message boards are expected to be in place one week prior to the closure of the roadway and remain in place for the duration of the closure. The message boards will be paid for as per the standard specifications.

For projects that involve the use of lane closures, all lane closures shall be bi-directional. The contractor shall provide temporary traffic signals and all labor, materials, and incidentals needed to maintain bi-directional traffic for the project. For short term bi-directional lane closures, the use of flaggers in lieu of temporary traffic signals may be acceptable if approved by the Engineer.

VIII. BARRICADES

For projects which allow full closure, ensure a minimum of (4) type III barricades are used at each end of the bridge for a total of (8) type III barricades. Contrary to the standard specifications, no direct payment will be made for barricades but they will be included in the lump sum price for "Maintain and Control Traffic".

VIII. DETOUR AND ON SITE DIVERSIONS

For projects which allow a full closure of the bridge, or if necessary to detour trucks, the traffic control plan proposed by the contractor shall include a signed detour route for the road closure. The traffic control plan along with the proposed detour plan will be delivered to the engineer 7

days prior to the pre-construction meeting. The proposed detour route shall meet the following requirements:

- 1) Detour routes must remain at minimum on the same classification of roadway (i.e. AA, AAA, state, county, etc.) Unless written approval is obtained through the owner of the facility.
- 2) The contractor must coordinate with other projects along the detour route in order to avoid ongoing construction projects along those routes.
- 3) It may be determined that two detour routes would be needed if the first selected route cannot accommodate truck traffic. If this occurs, the contractor is expected to sign both detours per the standard drawings and MUTCD. Additional clarification signage between the detours may be needed at points where they diverge.
- 4) For projects that involve the use of bi-directional lane closures and the temporary lane width per the plans or as proposed by the contractor is less than 10 feet, the contractor shall be required to provide a signed detour for oversized vehicles.

The traffic control plan must be submitted and approved to allow for coordination of the public information officer with the closure notification. The public must be notified of the proposed detour route when they are notified of the closure, 2 weeks before closure. All time and expenses necessary for the development of the detour plan(s) will be incidental to the lump sum bid item "Maintain and Control Traffic".

For projects with an on-site diversion included in the construction, the preparation of traffic control plans for a detour and implementation of a detour will not be required, unless specified in the plans.

IX. PAYMENT

Unless listed as a bid item in the contract documents, payment will only be made for the following items:

1. Portable Changeable Message Boards - Each
2. Maintain and Control Traffic - Lump Sum

All other items needed to maintain traffic in accordance with these contract documents and the approved traffic control plan shall be considered incidental to Maintain and Control Traffic. These items include but are not limited to traffic signals, signs, barrier wall, crash cushions, temporary guardrail, temporary and permanent pavement striping, cones, barrels, flaggers, etc.

SPECIAL NOTE FOR FOUNDATION PREPARATION
SYP 04-10009.00 Green County 044B00013N

Foundation Preparation. For projects involving the removal and replacement of the asphalt and backfill behind the existing abutments and new abutments or end bents, the required excavation, Type IV geotextile fabric, 4" perforated pipe, and new Structural Granular Backfill as shown in Figure 1 as well as any excavation and grading needed to shape the bridge approaches to match the existing roadway template, will be paid for by the bid item for Foundation Preparation. See Special Provision 69 and the Standard Drawings regarding additional construction details as required.

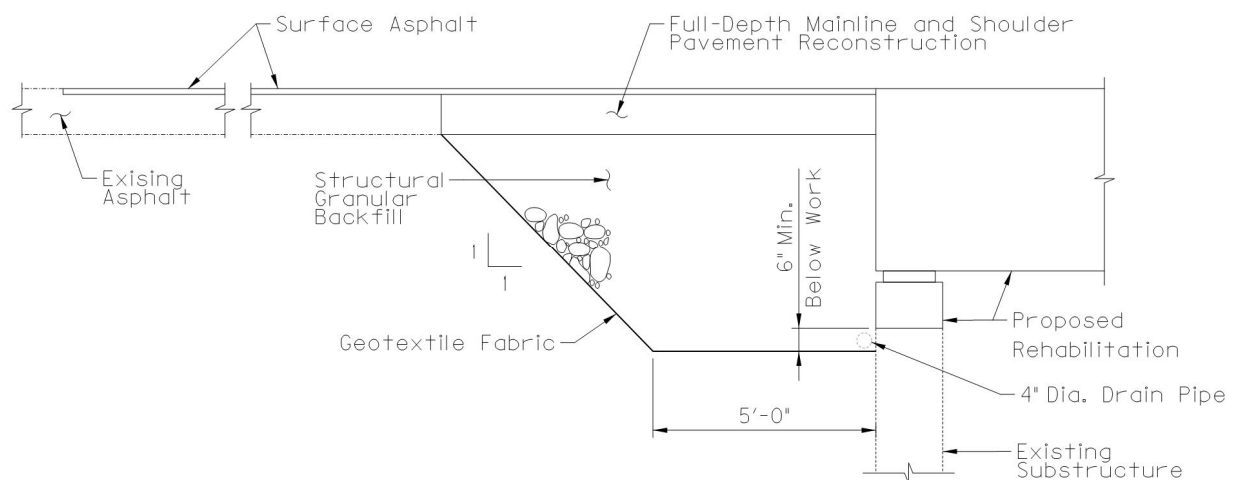


Figure 1: Detail showing proposed work for deck and superstructure replacements

I. MEASUREMENT

A. Foundation Preparation: See Section 603.

II. PAYMENT

A. Foundation Preparation: See Section 603. Payment for Structural Granular Backfill to be incidental to Foundation Preparation.

SPECIAL NOTE FOR CONCRETE COATING

04-10009.00 Green 044B00013N

I. DESCRIPTION

Perform all work in accordance with the Kentucky Transportation Cabinet, Department of Highways 2019 Standard Specifications for Road and Bridge Construction and applicable Supplemental Specifications, the Standard Drawings, this Note, and the Contract Documents. Section references are to the Standard Specifications.

This work consists of the following:

1. Furnish all labor, materials, tools, equipment, and incidental items necessary to complete the work.
2. Provide safe access to the bridge, in accordance with Section 107.01.01, for the Engineer to sound possible repair areas and for workers to complete the construction.
3. Repair cracks as applicable in accordance with the Special Note for Epoxy Injection Crack Repair.
4. Repair delaminated or spalled areas as applicable in accordance with the Special Note for Concrete Patching.
5. Apply Ordinary Surface Finish
6. Prepare the surfaces to receive coating.
7. Apply concrete coating.
8. Any other work as specified as part of this contract.

II. MATERIALS

One of the following coating systems shall be used:

<u>Manufacturer</u>	<u>Prime Coat</u>	<u>Finish Coat</u>
Sherwin Williams	Macropoxy 646	Acrolon 218 HS
PPG	Amerlock 2	Devoe Devflex HP
Carboline	Carboguard 890	Carbothane 133 HB
Tnemec	Elastogrip 151	Envirocrete 156

The finish product shall be opaque and satin or semi-gloss. The contractor must apply sufficient coats as required to achieve this goal. The finish coat shall be gray and will meet the following values:

	<u>L*</u>	<u>a*</u>	<u>b*</u>
Gray	74.94	-1.54	3.92

Furnish to the Engineer copies of the manufacturer's technical data sheets, installation guidelines, material safety data sheets, and other pertinent data at least two (2) days prior to beginning the work.

III. CONSTRUCTION

- A. Perform Concrete Repairs.** Repair concrete surface in accordance with the Special Note for Epoxy Injection Crack Repair and/or the Special Note for Concrete Patching Repair if included in the contract documents.
- B. Apply Ordinary Surface Finish.** Areas receiving epoxy injection, concrete patching, and other surface imperfections, including areas of minor cracking, should receive Ordinary Surface Finish in accordance with Section 601.03.18 of the Standard Specifications. Use mortar of the same cement and fine aggregate as the concrete patching, or as directed by the Engineer. Payment will be incidental to Concrete Sealing.
- C. Areas to Receive Concrete Coating:**
1. Every exposed surface above a point 6" below ground or fill line of abutments, wing walls, end bent and pier caps, pedestals, back walls, columns, and exposed footings.
 2. All exposed surfaces of concrete barrier walls, parapets, curbs, and plinths. Do not apply to the riding surface of the concrete deck.
 3. The underneath surfaces of slab overhangs outside of exterior girders and to the exterior side and bottom of exterior concrete girders, beams, and box beams.
- D. Prepare Concrete Surfaces for Repair.** All areas specified shall be pressure washed. Equip the pressure washers with calibrated gages and pressure regulators to ascertain and regulate water pressure. All equipment for pressure washing shall be operated at a minimum pressure of up 3,500 to 4,500 psi with 0 degree spinner tip and/or fan tips as determined by the engineer at the working location with a minimum flow rate of 3.5 gal/minute provided that these pressures do not damage any components of the structure. Pressure and flow rates shall be reduced to a level satisfactory to the Engineer should any damage occur due to power washing procedures. The washing wand must be approximately perpendicular to the washed surface and within a maximum of 12 inches of the surface. Wand extensions greater than 36 inches will be subject to Division of Construction approval. Pressure washing of any bridge element will proceed from top of wash area to bottom of wash area. Perform all pressure washing at temperatures above 40 degrees Fahrenheit.
- E. Apply Concrete Coating.** All areas specified shall have concrete coating applied to as specified after debris removal and power washing. New concrete shall be allowed to properly cure in accordance with the manufacturer's recommendations prior to application. Use compressed air to remove any loose debris from the surfaces that are to be coated after power washing. All coatings shall be applied within manufacturers recommended dry film thickness range. Comply with KYTC "Standard Specifications for Road and Bridge Construction" Section 614.03.02 and coatings supplier recommended conditions for application. Allow the surfaces to be coated to dry a minimum of 24 hours before any coating is applied. The coating must be applied with 72 hours of pressure washing. The coating must be applied to a clean and dry surface.

All coating application shall be executed using brushes, rollers, etc. No spray application will be permitted.

The Department requires acceptance testing of samples obtained on a per-lot basis per-shipment. The Division of Materials shall perform acceptance testing. Test samples shall be taken at the Contractor's paint storage site. Department personnel shall perform sampling. Allow (10) working days for testing and approval of the sampled paint. It is the Contractor's responsibility to maintain an adequate inventory of approved paint. The Department shall assume no responsibility for lost work due to rejection of paint or approved paint subsequently found to be defective during the application process. Perform all concrete coating application at temperatures above 40 degrees Fahrenheit or in accordance with manufactures specifications.

IV. MEASUREMENT

The Department will measure the quantity as lump sum. The Department will not measure preparation of the site for the Engineer's access or removal and reapplication of coatings that do not satisfy the Engineer's approval for payment and will consider them incidental to "Concrete Coating".

V. PAYMENT.

The Department will make payment for the completed and accepted quantities of concrete coating under the following:

<u>Code</u>	<u>Pay Item</u>	<u>Pay Unit</u>
24982EC	Concrete Coating	Lump Sum

The plans may show an estimate quantity in square feet. The Department will consider payment as full compensation for all work required as described in this note.

SPECIAL NOTE FOR EROSION PREVENTION AND SEDIMENT CONTROL

04-10009.00 Green 044B00013N

When required, the Contractor shall be responsible for filing the Kentucky Pollution Discharge Elimination System (KPDES) KYR10 permit Notice of Intent (NOI) with the Kentucky Division of Water (DOW) and any KPDES local Municipal Separate Storm Sewer System (MS4) program that has jurisdiction. The NOI shall name the contractor as the Facility Operator and include the KYTC Contract ID Number (CID) for reference.

The Contractor shall perform all temporary erosion/sediment control functions including: providing a Best Management Practice (BMP) Plan, conducting required inspections, modifying the BMP plan documents as construction progresses and documenting the installation and maintenance of BMPs in conformance with the KPDES KYR10 permit effective on August 1, 2009 or a permit re-issued to replace that KYR10 permit. This work shall be conducted in conformance with the requirements of Section 213 of KYTC 2019 Department of Highways, Standard Specifications for Road and Bridge Construction.

The Contractor shall perform all final seeding and protection, in accordance with the plans and Section 212 of the KYTC 2019 Department of Highways, Standard Specifications for Road and Bridge Construction.

Contrary to Section 213.03.03, paragraph 2, the Engineer shall conduct inspections as needed to verify compliance with Section 213 of KYTC 2019 Department of Highways, Standard Specifications for Road and Bridge Construction. The Engineer's inspections shall be performed a minimum of once per month and within seven days after a storm of ½ inch or greater. Copies of the Engineer's inspections shall not be provided to the contractor unless improvements to the BMP's are required. The contractor shall initiate corrective action within 24 hours of any reported deficiency and complete the work within 5 days. The Engineer shall use Form TC 63-61 A for this report. Inspections performed by the Engineer do not relieve the Contractor of any responsibility for compliance with the KPDES permit. If corrections are not made within the 5 days specified, liquidated damages will apply at the rate specified in the Liquidated Damages note in the contract.

Contrary to Section 212.05 and 213.05, bid items for temporary BMPs and items for permanent erosion control will not be listed and will be replaced with one lump sum item for the services. Payment will be pro-rated based on the Project Schedule as submitted by the Contractor and as agreed to by the Engineer.

The contractor shall be responsible for applying "good engineering practices". The contractor may use any temporary BMPs and permanent BMPs that fall within the guidance of the 2019 Standard Specifications, KYTC's Best Management Practices manual, and with the approval of the KYTC Engineer.

The contractor shall provide the Engineer copies of all documents required by the KPDES permit at the time they are prepared.

The contractor shall be responsible for the examination of the soils to be encountered and make his own independent determination of the temporary BMPs that will be required to accomplish effective erosion prevention and sediment control.

The Contractor shall be responsible for filing the KPDES permit Notice of Termination (NOT) with the Kentucky DOW and any local MS4 program that has jurisdiction. The NOT shall be filed after the Engineer agrees that the project is stabilized or the project has been formally accepted.

Special Note
For Additional Environmental Commitments
04-10009.00 Green 044B00013N

In addition to other environmental commitments listed in this contract, the following commitments also apply, as this is a federally-funded undertaking as defined in Section 106 of the National Historic Preservation Act, [36 CFR 800.16\(z\)](#):

- 1) The Contractor shall not go beyond the limits specified as “archaeologically cleared” or “Archaeology Area of Potential Effect (APE),” and shall avoid areas identified as “Do Not Disturb.” If no limits are shown on the plans, the Contractor shall adhere to the stipulations in the project-specific CAP. If there is no CAP, the Contractor shall confine all construction work to the previously disturbed area within the existing right of way.

If the Contractor seeks to use an area outside the APE—whether within the right-of-way and/or through agreement with a property owner—for construction purposes such as laydown yards, vehicle parking, borrow areas, waste areas, etc., the Contractor shall seek approval of the KYTC Section Supervisor. The Section Supervisor shall then coordinate with Bridging Kentucky Construction Liaison to identify the steps needed to fulfill the requirements of Section 106 with regard to archaeological and historical investigations and clearances. The presence of a potentially significant site or resource could be rational for denying approval of the site’s use.

- 2) In the event that human remains are encountered during project activities, all work should be immediately stopped in the area. The area should be cordoned off, and, in accordance with KRS 72.020, the county coroner and local law enforcement must be contacted immediately. Upon confirmation that the human remains are not of forensic interest, the unanticipated discovery must be reported to Nicolas Laracuente at the Kentucky Heritage Council at (502) 892-3614 and George Crothers at the Office of State Archaeology at (859) 257-1944.

For guidance regarding inadvertent discovery and treatment of human remains, refer to the KYTC’s [Right of Way Guidance Manual](#) (Section ROW-1202), and the Advisory Council on Historic Preservation’s (ACHP) [Policy Statement Regarding Treatment of Human Remains and Grave Goods](#) (adopted by ACHP February 23, 2007).

- 3) If, during the implementation of The Project, a previously unidentified historic/archaeological property is discovered or a previously identified historic/archaeological property is affected in an unanticipated manner, the contractor shall (1) call KYTC DEA archaeologists at (502) 564-7250, (2) call SHPO archaeologists at (502) 892-3614, and (3) ensure that all work within a reasonable area of the discovery shall cease until such time as a treatment plan can be developed and implemented.

04-10009.00 Green 044B00013N



Figure 5. Project area plan for the U.S. 68 bridge over Greasy Creek (044B00013N; Item No. 4-10009.00), Green County, Kentucky.

04-10009.00 GREEN COUNTY

PLAN SHEETS

PLAN SHEETS WHICH ARE TO SCALE ARE AVAILABLE TO VIEW AND PRINT IN THE PROJECT-RELATED INFORMATION FOLDER FOR THIS LETTING AT THE CONSTRUCTION PROCUREMENT WEBSITE:

<http://transportation.ky.gov/Construction-Procurement/Pages/default.aspx>

SPECIAL NOTE FOR STRUCTURES WITH OVER THE SIDE DRAINAGE

04-10009.00 Green 044B00013N

- 1.0 DESCRIPTION.** Perform all work in accordance with the Kentucky Transportation Cabinet, Department of Highway's current Standard Specifications for Road and Bridge Construction and applicable Supplemental Specifications, the Standard Drawings, this Note, and the attached detail drawings. Section references are to the Standard Specifications.

This note applies to structures with over the side drainage.

This work consists of: (1) Furnish all labor, materials, tools, and equipment; (2) Install the drip strip; (3) Maintain and control traffic as applicable; and (4) Any other work specified as part of this contract.

2.0 MATERIALS.

2.1 Drip Strip. Drip strip shall be hot dipped galvanized steel with a minimum of 22 gage.

- 3.0 CONSTRUCTION.** The Contractor shall bear full responsibility and expense for any and all damage to the structure, should such damage result from the Contractor's actions.

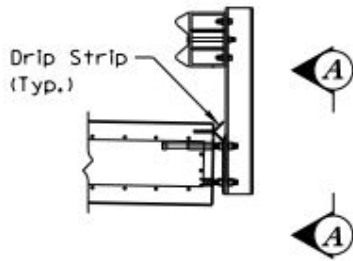
3.1 Installation of Drip Strip. Install lower drip strip, as detailed, along the full length of each side of the bridge. If splices are required in the lower drip strip, tightly butt the individual pieces together, do not lap. Install a 1'-6" long upper drip strip at each railing post.

For concrete decks/slabs: Bend up strips at 90° against the inside face of the forms before concrete is placed. After the forms are removed, bend the drip strips into the final position of 45° as shown in the attached detail drawing. Use care when stripping formwork so as not to damage or wrinkle the drip strip. To further ensure that wrinkling of the strips does not occur, use an adequate length backup bar during the bending out operation.

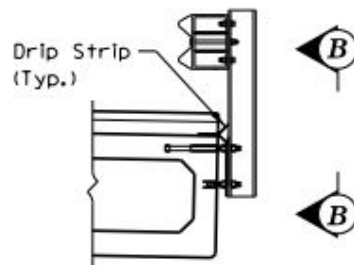
For asphalt overlays: Prior to placing the asphalt overlay, install the bent drip strips along the edge of the prestressed box beam as shown. Fasten the drip strips with (1¼" length, 3/32" shank diameter) button head spikes with deformed shanks or expansion anchors at 1'-6" c/c max. All installation devices shall be galvanized or stainless steel. Other similar devices shall not be used unless approved by the Engineer.

4.0 PAYMENT.

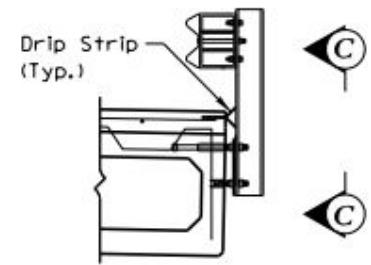
5.1 Drip Strip. Cost of all work, including all materials, labor, equipment, tools, and incidentals necessary to complete the work as specified by this note, shall be considered incidental to the project.



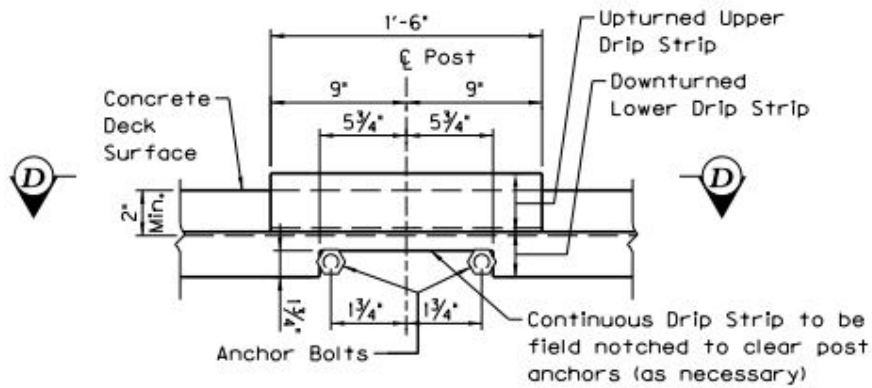
**CONCRETE SLAB WITH
TYPE II RAILING**



**NONCOMPOSITE BOX BEAM
WITH TYPE II RAILING**

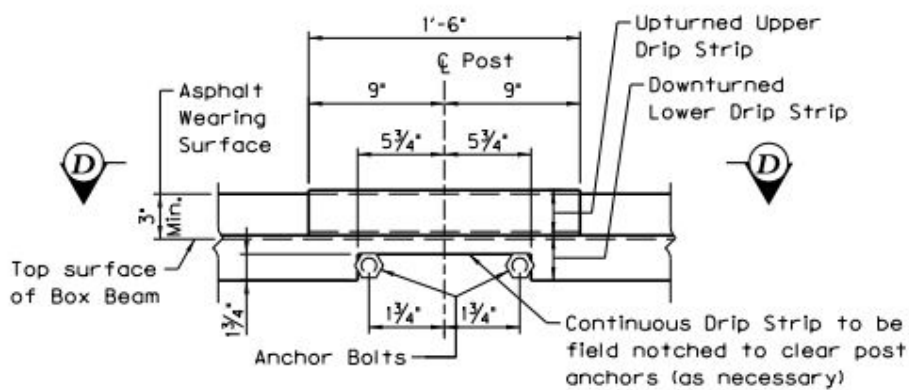


**COMPOSITE BOX BEAM
WITH TYPE II RAILING**

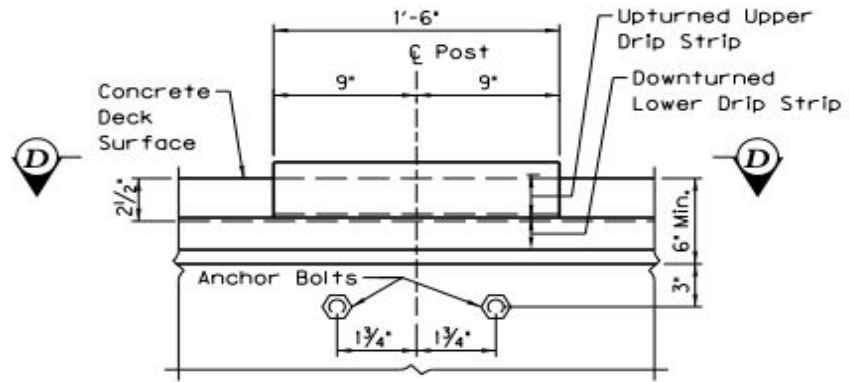


VIEW A-A

(Strip shown prior to concrete placement)

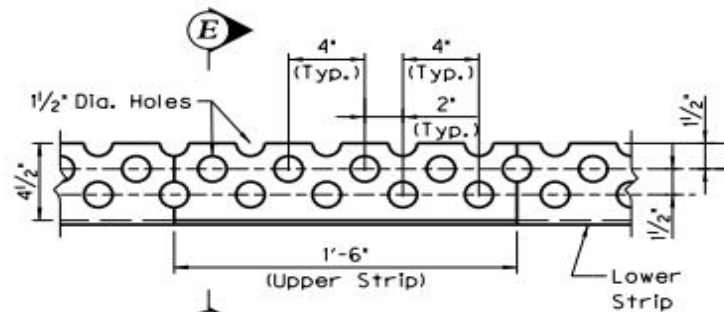


VIEW B-B

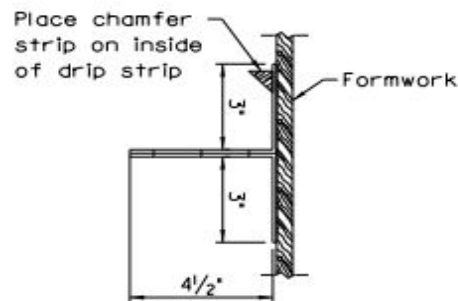


VIEW C-C

(Strip shown prior to concrete placement)

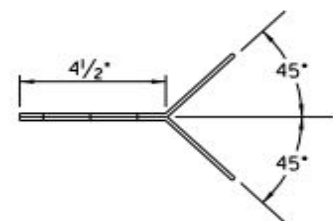


VIEW D-D



SECTION E-E

(For concrete deck prior to concrete placement)



SECTION E-E

(For concrete deck after concrete placement)

KyTC BMP Plan



Kentucky Transportation Cabinet

Highway District __ (1)

And

_____ (2), Construction

**Kentucky Pollutant Discharge Elimination System
Permit KYR10
Best Management Practices (BMP) plan**

Groundwater protection plan

For Highway Construction Activities

For

[Project Description](1)

Project: CID ## - #####

KyTC BMP Plan

Project information

Note – (1) = Design (2) = Construction (3) = Contractor

1. Owner – Kentucky Transportation Cabinet, District __ (1)
2. Resident Engineer: (2)
3. Contractor name: (2)
Address: (2)

Phone number: (2)
Contact: (2)
Contractors agent responsible for compliance with the KPDES permit requirements (3):
4. Project Control Number (2)
5. Route (Address) (1)
6. Latitude/Longitude (project mid-point) dd/mm/ss, dd/mm/ss (1)
7. County (project mid-point) (1)
8. Project start date (date work will begin): (2)
9. Projected completion date: (2)

KyTC BMP Plan

A. Site description:

1. Nature of Construction Activity (from letting project description) (1)
2. Order of major soil disturbing activities (2) and (3)
3. Projected volume of material to be moved (1)
4. Estimate of total project area (acres) (1)
5. Estimate of area to be disturbed (acres) (1)
6. Post construction runoff coefficient will be included in the project drainage folder. Persons needing information pertaining to the runoff coefficient will contact the resident engineer to request this information.(1)
7. Data describing existing soil condition (1) & (2)
8. Data describing existing discharge water quality (if any) (1) & (2)
9. Receiving water name (1)
10. TMDLs and Pollutants of Concern in Receiving Waters: (1 DEA)
11. Site map – Project layout sheet plus the erosion control sheets in the project plans that depict Disturbed Drainage Areas (DDAs) and related information. These sheets depict the existing project conditions with areas delineated by DDA (drainage area bounded by watershed breaks and right of way limits), the storm water discharge locations (either as a point discharge or as overland flow) and the areas that drain to each discharge point. These plans define the limits of areas to be disturbed and the location of control measures. Controls will be either site specific as designated by the designer or will be annotated by the contractor and resident engineer before disturbance commences. The project layout sheet shows the surface waters and wetlands.
12. Potential sources of pollutants:

The primary source of pollutants is solids that are mobilized during storm events. Other sources of pollutants include oil/fuel/grease from servicing and operating construction equipment, concrete washout water, sanitary wastes and trash/debris. (3)

KyTC BMP Plan

B. Sediment and Erosion Control Measures:

1. Plans for highway construction projects will include erosion control sheets that depict Disturbed Drainage Areas (DDAs) and related information. These plan sheets will show the existing project conditions with areas delineated by DDA within the right of way limits, the discharge points and the areas that drain to each discharge point. Project managers and designers will analyze the DDAs and identify Best Management Practices (BMPs) that are site specific. The balance of the BMPs for the project will be listed in the bid documents for selection and use by the contractor on the project with approval by the resident engineer.

Projects that do not have DDAs annotated on the erosion control sheets will employ the same concepts for development and managing BMP plans.

2. Following award of the contract, the contractor and resident engineer will annotate the erosion control sheets showing location and type of BMPs for each of the DDAs that will be disturbed at the outset of the project. This annotation will be accompanied by an order of work that reflects the order or sequence of major soil moving activities. The remaining DDAs are to be designated as "Do Not Disturb" until the contractor and resident engineer prepare the plan for BMPs to be employed. The initial BMP's shall be for the first phase (generally Clearing and Grubbing) and shall be modified as needed as the project changes phases. The BMP Plan will be modified to reflect disturbance in additional DDA's as the work progresses. All DDA's will have adequate BMP's in place before being disturbed.
3. As DDAs are prepared for construction, the following will be addressed for the project as a whole or for each DDA as appropriate:
 - Construction Access – This is the first land-disturbing activity. As soon as construction begins, bare areas will be stabilized with gravel and temporary mulch and/or vegetation.
 - At the beginning of the project, all DDAs for the project will be inspected for areas that are a source of storm water pollutants. Areas that are a source of pollutants will receive appropriate cover or BMPs to arrest the introduction of pollutants into storm water. Areas that have not been opened by the contractor will be inspected periodically (once per month) to determine if there is a need to employ BMPs to keep pollutants from entering storm water.

KyTC BMP Plan

- Clearing and Grubbing – The following BMP's will be considered and used where appropriate.
 - Leaving areas undisturbed when possible.
 - Silt basins to provide silt volume for large areas.
 - Silt Traps Type A for small areas.
 - Silt Traps Type C in front of existing and drop inlets which are to be saved
 - Diversion ditches to catch sheet runoff and carry it to basins or traps or to divert it around areas to be disturbed.
 - Brush and/or other barriers to slow and/or divert runoff.
 - Silt fences to catch sheet runoff on short slopes. For longer slopes, multiple rows of silt fence may be considered.
 - Temporary Mulch for areas which are not feasible for the fore mentioned types of protections.
 - Non-standard or innovative methods.
- Cut & Fill and placement of drainage structures - The BMP Plan will be modified to show additional BMP's such as:
 - Silt Traps Type B in ditches and/or drainways as they are completed
 - Silt Traps Type C in front of pipes after they are placed
 - Channel Lining
 - Erosion Control Blanket
 - Temporary mulch and/or seeding for areas where construction activities will be ceased for 21 days or more.
 - Non-standard or innovative methods
- Profile and X-Section in place – The BMP Plan will be modified to show elimination of BMP's which had to be removed and the addition of new BMP's as the roadway was shaped. Probably changes include:
 - Silt Trap Type A, Brush and/or other barriers, Temporary Mulch, and any other BMP which had to be removed for final grading to take place.
 - Additional Silt Traps Type B and Type C to be placed as final drainage patterns are put in place.
 - Additional Channel Lining and/or Erosion Control Blanket.
 - Temporary Mulch for areas where Permanent Seeding and Protection cannot be done within 21 days.
 - Special BMP's such as Karst Policy
- Finish Work (Paving, Seeding, Protect, etc.) – A final BMP Plan will result from modifications during this phase of construction. Probably changes include:
 - Removal of Silt Traps Type B from ditches and drainways if they are protected with other BMP's which are sufficient to control erosion, i.e. Erosion Control Blanket or Permanent Seeding and Protection on moderate grades.

KyTC BMP Plan

- Permanent Seeding and Protection
 - Placing Sod
 - Planting trees and/or shrubs where they are included in the project
- BMP's including Storm Water Management Devices such as velocity dissipation devices and Karst policy BMP's to be installed during construction to control the pollutants in storm water discharges that will occur after construction has been completed are : (1)

C. Other Control Measures

1. No solid materials, including building materials, shall be discharged to waters of the commonwealth, except as authorized by a Section 404 permit.
2. Waste Materials

All waste materials that may leach pollutants (paint and paint containers, caulk tubes, oil/grease containers, liquids of any kind, soluble materials, etc.) will be collected and stored in appropriate covered waste containers. Waste containers shall be removed from the project site on a sufficiently frequent basis as to not allow wastes to become a source of pollution. All personnel will be instructed regarding the correct procedure for waste disposal. Wastes will be disposed in accordance with appropriate regulations. Notices stating these practices will be posted in the office.

3. Hazardous Waste

All hazardous waste materials will be managed and disposed of in the manner specified by local or state regulation. The contractor shall notify the Section Engineer if there any hazardous wastes being generated at the project site and how these wastes are being managed. Site personnel will be instructed with regard to proper storage and handling of hazardous wastes when required. The Transportation Cabinet will file for generator, registration when appropriate, with the Division of Waste Management and advise the contractor regarding waste management requirements.

4. Spill Prevention

The following material management practices will be used to reduce the risk of spills or other exposure of materials and substances to the weather and/or runoff.

- **Good Housekeeping:**

KyTC BMP Plan

The following good housekeeping practices will be followed onsite during the construction project.

- An effort will be made to store only enough product required to do the job
- All materials stored onsite will be stored in a neat, orderly manner in their appropriate containers and, if possible, under a roof or other enclosure
- Products will be kept in their original containers with the original manufacturer's label
- Substances will not be mixed with one another unless recommended by the manufacturer
- Whenever possible, all of the product will be used up before disposing of the container
- Manufacturers' recommendations for proper use and disposal will be followed
- The site contractor will inspect daily to ensure proper use and disposal of materials onsite

➤ **Hazardous Products:**

These practices will be used to reduce the risks associated with any and all hazardous materials.

- Products will be kept in original containers unless they are not resealable
- Original labels and material safety data sheets (MSDS) will be reviewed and retained
- Contractor will follow procedures recommended by the manufacturer when handling hazardous materials
- If surplus product must be disposed of, manufacturers' or state/local recommended methods for proper disposal will be followed

The following product-specific practices will be followed onsite:

➤ **Petroleum Products:**

Vehicles and equipment that are fueled and maintained on site will be monitored for leaks, and receive regular preventative maintenance to reduce the chance of leakage. Petroleum products onsite will be stored in tightly sealed containers, which are clearly labeled and will be protected from exposure to weather.

The contractor shall prepare an Oil Pollution Spill Prevention Control and Countermeasure plan when the project that involves the storage of petroleum

KyTC BMP Plan

products in 55 gallon or larger containers with a total combined storage capacity of 1,320 gallons. This is a requirement of 40 CFR 112.

This project (will / will not) (3) have over 1,320 gallons of petroleum products with a total capacity, sum of all containers 55 gallon capacity and larger.

➤ **Fertilizers:**

Fertilizers will be applied at rates prescribed by the contract, standard specifications or as directed by the resident engineer. Once applied, fertilizer will be covered with mulch or blankets or worked into the soil to limit exposure to storm water. Storage will be in a covered shed. The contents of any partially used bags of fertilizer will be transferred to a sealable plastic bin to avoid spills.

➤ **Paints:**

All containers will be tightly sealed and stored indoors or under roof when not being used. Excess paint or paint wash water will not be discharged to the drainage or storm sewer system but will be properly disposed of according to manufacturers' instructions or state and local regulations.

➤ **Concrete Truck Washout:**

Concrete truck mixers and chutes will not be washed on pavement, near storm drain inlets, or within 75 feet of any ditch, stream, wetland, lake, or sinkhole. Where possible, excess concrete and wash water will be discharged to areas prepared for pouring new concrete, flat areas to be paved that are away from ditches or drainage system features, or other locations that will not drain off site. Where this approach is not possible, a shallow earthen wash basin will be excavated away from ditches to receive the wash water

➤ **Spill Control Practices**

In addition to the good housekeeping and material management practices discussed in the previous sections of this plan, the following practices will be followed for spill prevention and cleanup:

- Manufacturers' recommended methods for spill cleanup will be clearly posted. All personnel will be made aware of procedures and the location of the information and cleanup supplies.
- Materials and equipment necessary for spill cleanup will be kept in the material storage area. Equipment and materials will include as appropriate, brooms, dust pans, mops, rags, gloves, oil absorbents, sand, sawdust, and plastic and metal trash containers.
- All spills will be cleaned up immediately after discovery.

KyTC BMP Plan

- The spill area will be kept well ventilated and personnel will wear appropriate protective clothing to prevent injury from contact with a hazardous substance.
- Spills of toxic or hazardous material will be reported to the appropriate state/local agency as required by KRS 224 and applicable federal law.
- The spill prevention plan will be adjusted as needed to prevent spills from reoccurring and improve spill response and cleanup.
- Spills of products will be cleaned up promptly. Wastes from spill clean up will be disposed in accordance with appropriate regulations.

D. Other State and Local Plans

This BMP plan shall include any requirements specified in sediment and erosion control plans, storm water management plans or permits that have been approved by other state or local officials. Upon submittal of the NOI, other requirements for surface water protection are incorporated by reference into and are enforceable under this permit (even if they are not specifically included in this BMP plan). This provision does not apply to master or comprehensive plans, non-enforceable guidelines or technical guidance documents that are not identified in a specific plan or permit issued for the construction site by state or local officials. (1)

E. Maintenance

1. The BMP plan shall include a clear description of the maintenance procedures necessary to keep the control measures in good and effective operating condition.
- Maintenance of BMPs during construction shall be a result of weekly and post rain event inspections with action being taken by the contractor to correct deficiencies.
 - Post Construction maintenance will be a function of normal highway maintenance operations. Following final project acceptance by the cabinet, district highway crews will be responsible for identification and correction of deficiencies regarding ground cover and cleaning of storm water BMPs. The project manager shall identify any BMPs that will be for the purpose of post construction storm water management with specific guidance for any non-routine maintenance. (1)

KyTC BMP Plan

F. Inspections

Inspection and maintenance practices that will be used to maintain erosion and sediment controls:

- All erosion prevention and sediment control measures will be inspected at least once each week and following any rain of one-half inch or more.
- Inspections will be conducted by individuals that have successfully completed the KEPSC-RI course as required by Section 213.02.02 of the Standard Specifications for Road and Bridge Construction, current edition.
- Inspection reports will be written, signed, dated, and kept on file.
- Areas at final grade will be seeded and mulched within 14 days.
- Areas that are not at final grade where construction has ceased for a period of 21 days or longer and soil stock piles shall receive temporary mulch no later than 14 days from the last construction activity in that area.
- All measures will be maintained in good working order; if a repair is necessary, it will be initiated within 24 hours of being reported.
- Built-up sediment will be removed from behind the silt fence before it has reached halfway up the height of the fence.
- Silt fences will be inspected for bypassing, overtopping, undercutting, depth of sediment, tears, and to ensure attachment to secure posts.
- Sediment basins will be inspected for depth of sediment, and built-up sediment will be removed when it reaches 50 percent of the design capacity and at the end of the job.
- Diversion dikes and berms will be inspected and any breaches promptly repaired. Areas that are eroding or scouring will be repaired and re-seeded / mulched as needed.
- Temporary and permanent seeding and mulching will be inspected for bare spots, washouts, and healthy growth. Bare or eroded areas will be repaired as needed.
- All material storage and equipment servicing areas that involve the management of bulk liquids, fuels, and bulk solids will be inspected weekly for conditions that represent a release or possible release of pollutants to the environment.

G. Non – Storm Water discharges

KyTC BMP Plan

It is expected that non-storm water discharges may occur from the site during the construction period. Examples of non-storm water discharges include:

- Water from water line flushings.
- Water from cleaning concrete trucks and equipment.
- Pavement wash waters (where no spills or leaks of toxic or hazardous materials have occurred).
- Uncontaminated groundwater and rain water (from dewatering during excavation).

All non-storm water discharges will be directed to the sediment basin or to a filter fence enclosure in a flat vegetated infiltration area or be filtered via another approved commercial product.

H. Groundwater Protection Plan (3)

This plan serves as the groundwater protection plan as required by 401 KAR 5:037.

- Contractors statement: (3)

The following activities, as enumerated by 401 KAR 5:037 Section 2 that require the preparation and implementation of a groundwater protection plan, will or may be conducted as part of this construction project:

_____ 2. (e) land treatment or land disposal of a pollutant;

_____ 2. (f) Storing, ..., or related handling of hazardous waste, solid waste or special waste, ..., in tanks, drums, or other containers, or in piles, (This does not include wastes managed in a container placed for collection and removal of municipal solid waste for disposal off site);

_____ 2. (g) Handling of materials in bulk quantities (equal or greater than 55 gallons or 100 pounds net dry weight transported held in an individual container) that, if released to the environment, would be a pollutant;

_____ 2. (j) Storing or related handling of road oils, dust suppressants,, at a central location;

_____ 2. (k) Application or related handling of road oils, dust suppressants or deicing materials, (does not include use of chloride-based deicing materials applied to roads or parking lots);

KyTC BMP Plan

_____ 2. (m) Installation, construction, operation, or abandonment of wells, bore holes, or core holes, (this does not include bore holes for the purpose of explosive demolition);

Or, check the following only if there are no qualifying activities

_____ There are no activities for this project as listed in 401 KAR 5:037 Section 2 that require the preparation and implementation of a groundwater protection plan.

The contractor is responsible for the preparation of a plan that addresses the

401 KAR 5:037 Section 3. (3) Elements of site specific groundwater protection plan:

- (a) General information about this project is covered in the Project information;
- (b) Activities that require a groundwater protection plan have been identified above;
- (c) Practices that will protect groundwater from pollution are addressed in section C. Other control measures.
- (d) Implementation schedule – all practices required to prevent pollution of groundwater are to be in place prior to conducting the activity;
- (e) Training is required as a part of the ground water protection plan. All employees of the contractor, sub-contractor and resident engineer personnel will be trained to understand the nature and requirements of this plan as they pertain to their job function(s). Training will be accomplished within one week of employment and annually thereafter. A record of training will be maintained by the contractor with a copy provide to the resident engineer.
- (f) Areas of the project and groundwater plan activities will be inspected as part of the weekly sediment and erosion control inspections
- (g) Certification (see signature page.)

KyTC BMP Plan

Contractor and Resident Engineer Plan certification

The contractor that is responsible for implementing this BMP plan is identified in the Project Information section of this plan.

The following certification applies to all parties that are signatory to this BMP plan:

I certify under penalty of law that this document and all attachments were prepared under my direction or supervision in accordance with a system designed to assure that qualified personnel properly gathered and evaluated the information submitted. Based on my inquiry of the person or persons who manage the system, or those persons directly responsible for gathering the information, the information submitted is, to the best of my knowledge and belief, true, accurate, and complete. I am aware that there are significant penalties for submitting false information, including the possibility of fine and imprisonment for knowing violations. Further, this plan complies with the requirements of 401 KAR 5:037. By this certification, the undersigned state that the individuals signing the plan have reviewed the terms of the plan and will implement its provisions as they pertain to ground water protection.

Resident Engineer and Contractor Certification:

(2) Resident Engineer signature

Signed _____ title _____, _____ signature
 Typed or printed name²

(3) Signed _____ title _____, _____ signature
 Typed or printed name¹

1. Contractors Note: to be signed by a person who is the owner, a responsible corporate officer, a general partner or the proprietor or a person designated to have the authority to sign reports by such a person in accordance with 401 KAR 5:060 Section 9. This delegation shall be in writing to: Manager, KPDES Branch, Division of Water, 14 Reilly Road, Frankfort Kentucky 40601. Reference the Project Control Number (PCN) and KPDES number when one has been issued.

2. KyTC note: to be signed by the Chief District Engineer or a person designated to have the authority to sign reports by such a person (usually the resident engineer) in accordance with 401 KAR 5:060 Section 9. This delegation shall be in writing to: Manager, KPDES Branch, Division of Water, 14 Reilly Road, Frankfort Kentucky 40601 Reference the Project Control Number (PCN) and KPDES number when one has been issued.

KyTC BMP Plan

Sub-Contractor Certification

The following sub-contractor shall be made aware of the BMP plan and responsible for implementation of BMPs identified in this plan as follows:

Subcontractor

Name:
Address:
Address:

Phone:

The part of BMP plan this subcontractor is responsible to implement is:

I certify under penalty of law that I understand the terms and conditions of the general Kentucky Pollutant Discharge Elimination System permit that authorizes the storm water discharges, the BMP plan that has been developed to manage the quality of water to be discharged as a result of storm events associated with the construction site activity and management of non-storm water pollutant sources identified as part of this certification.

Signed _____ title _____, _____
Typed or printed name¹ signature

1. Sub Contractor Note: to be signed by a person who is the owner, a responsible corporate officer, a general partner or the proprietor or a person designated to have the authority to sign reports by such a person in accordance with 401 KAR 5:060 Section 9. This delegation shall be in writing to: Manager, KPDES Branch, Division of Water, 14 Reilly Road, Frankfort Kentucky 40601. Reference the Project Control Number (PCN) and KPDES number when one has been issued.

SPECIAL NOTE FOR CONTRACT COMPLETION DATE AND LIQUIDATED DAMAGES ON BRIDGE REPAIR CONTRACTS

04-10009.00 Green 044B00013N

I. COMPLETION DATE.

Upon Notice to Proceed, the Contractor has the option of selecting the Begin Work date. Once selected, notify the Department in writing of the date selected at least two weeks prior to beginning work and provide a proposed project schedule. All work is to be completed by the specified contract completion date. The Contractor is allotted 75 calendar days once work begins to complete all work to safely reopen the structure with no lane closures. At a minimum, prior to reopening the lane to traffic, all strength requirements and curing for materials used shall be completed per Division 600 of the Standard Specifications.

The Engineer will begin charging calendar days for a structure on the day the Contractor begins work, with the exception of placement of signs, regardless of holidays or seasonal weather limitations.

II. LIQUIDATED DAMAGES.

Liquidated damages will be assessed to the Contractor in accordance with the Transportation Cabinet, Department of Highway's 2019 Standard Specifications for Road and Bridge Construction, Section 112.03.15A, when the lane closures are used beyond the allotted number of calendar days. Liquidated Damages will be assessed per the Standard Specification Section 108.09 when the contract time extends beyond the contract date.

Contrary to the Standard Specifications, liquidated damages will be assessed to the Contractor during the months of December, January, February and March when the contract time has expired on any individual bridge. Contract time will be charged during these months. All construction must be completed in accordance with the weather limitations specified in Section 606 and/or Section 601 as applicable. No extension of Contract time will be granted due to inclement weather or temperature limitations that occur due to starting work on the Contract or a structure late in the construction season.

Special Note for Bridge Demolition, Renovation and Asbestos Abatement

If the project includes any bridge demolition or renovation, the successful bidder is required to notify Kentucky Division for Air Quality (KDAQ) via filing of form (DEP 7036) a minimum of 10 days prior to commencement of any bridge demolition or renovation work.

Any available information regarding possible asbestos containing materials (ACM) on or within bridges to be affected by the project has been included in the bid documents. These are to be included with the Contractor's notification filed with the KDAQ. If not included in the bid documents, the Department will provide that information to the successful bidder for inclusion in the KDAQ notice as soon as possible. If there are no documents stating otherwise, the bidders should assume there are no asbestos containing materials that will in any way affect the work.



Asbestos Inspection Report

To: Tom Springer, QK4, Inc.

Date: August 31, 2018

Conducted By: Jeffrey Lee, Lee Engineering, llc
Kentucky Accredited Asbestos Inspector # I11-05-8973

Project and Structure Identification

Project: Green County: Item No. 4-10009

Structure ID: #044B00013N

Structure Location: Edmonton Road over Greasy Creek, Green County, Kentucky

Sample Description: No Suspect ACM Observed.


Inspection Date: August 9, 2018


Results and Recommendations

The asbestos inspection was performed in accordance with current United States Environmental Protection Agency (US EPA) regulations, specifically 40 CFR Part 61, Asbestos National Emissions Standards for Hazardous Air Pollutants (NESHAP) revision, final rule effective November 20, 1990.

It is recommended that this report accompany the 10-Day Notice of Intent for Demolition ([DEP7036 Form](#)) which is to be submitted to the Kentucky Division of Air Quality prior to abatement, demolition, or renovation of any building or structure in the Commonwealth.

No suspect asbestos containing materials (ACM) were observed.

	KENTUCKY TRANSPORTATION CABINET Department of Highways DIVISION OF RIGHT OF WAY & UTILITIES RIGHT OF WAY CERTIFICATION	TC 62-226 Rev. 01/2016 Page 1 of 1
---	--	--

<input checked="" type="checkbox"/>	Original	<input type="checkbox"/>	Re-Certification	RIGHT OF WAY CERTIFICATION	
ITEM #	COUNTY	PROJECT # (STATE)		PROJECT # (FEDERAL)	
4-10009	Green	1100 FD04 121 9414001R			
PROJECT DESCRIPTION					
Bridging Kentucky - 044B00013N - US 68 over Greasy Creek (replacement)					
<input type="checkbox"/> No Additional Right of Way Required					
Construction will be within the limits of the existing right of way. The right of way was acquired in accordance to FHWA regulations under the Uniform Relocation Assistance and Real Property Acquisitions Policy Act of 1970, as amended. No additional right of way or relocation assistance were required for this project.					
<input checked="" type="checkbox"/> Condition # 1 (Additional Right of Way Required and Cleared)					
All necessary right of way, including control of access rights when applicable, have been acquired including legal and physical possession. Trial or appeal of cases may be pending in court but legal possession has been obtained. There may be some improvements remaining on the right-of-way, but all occupants have vacated the lands and improvements, and KYTC has physical possession and the rights to remove, salvage, or demolish all improvements and enter on all land. Just Compensation has been paid or deposited with the court. All relocations have been relocated to decent, safe, and sanitary housing or that KYTC has made available to displaced persons adequate replacement housing in accordance with the provisions of the current FHWA directive.					
<input type="checkbox"/> Condition # 2 (Additional Right of Way Required with Exception)					
The right of way has not been fully acquired, the right to occupy and to use all rights-of-way required for the proper execution of the project has been acquired. Some parcels may be pending in court and on other parcels full legal possession has not been obtained, but right of entry has been obtained, the occupants of all lands and improvements have vacated, and KYTC has physical possession and right to remove, salvage, or demolish all improvements. Just Compensation has been paid or deposited with the court for most parcels. Just Compensation for all pending parcels will be paid or deposited with the court prior to AWARD of construction contract					
<input type="checkbox"/> Condition # 3 (Additional Right of Way Required with Exception)					
The acquisition or right of occupancy and use of a few remaining parcels are not complete and/or some parcels still have occupants. All remaining occupants have had replacement housing made available to them in accordance with 49 CFR 24.204. KYTC is hereby requesting authorization to advertise this project for bids and to proceed with bid letting even though the necessary right of way will not be fully acquired, and/or some occupants will not be relocated, and/or the just compensation will not be paid or deposited with the court for some parcels until after bid letting. KYTC will fully meet all the requirements outlined in 23 CFR 635.309(c)(3) and 49 CFR 24.102(j) and will expedite completion of all acquisitions, relocations, and full payments after bid letting and prior to AWARD of the construction contract or force account construction.					
Total Number of Parcels on Project		1	EXCEPTION (S) Parcel #		ANTICIPATED DATE OF POSSESSION WITH EXPLANATION
Number of Parcels That Have Been Acquired					
Signed Deed		1			
Condemnation					
Signed ROE		0			
Notes/ Comments (Use Additional Sheet if necessary)					
LPA RW Project Manager			Right of Way Supervisor		
Printed Name			Printed Name	Mark Askin, PE	
Signature			Signature		
Date			Date	04/15/19	
Right of Way Director			FHWA		
Printed Name	Dean M. Loy		Printed Name		
Signature			Signature		
Date	17 April 2019		Date		

UTILITIES AND RAIL CERTIFICATION NOTE

Green County
US 68 Edmonton Road
Mile point: 2.995 TO 3.003
ADDRESS DEFICIENCIES OF US 68 BRIDGE OVER GREASY CREEK. (044B00013N)
ITEM NUMBER: 04-10009.00

PROJECT NOTES ON UTILITIES

Please Note: The information presented in this Utility Note is informational in nature and the information contained herein is not guaranteed.

The contractor will be responsible for contacting all utility facility owners on the subject project to coordinate his activities. The contractor will coordinate his activities to minimize and, where possible, avoid conflicts with utility facilities. Due to the nature of the work proposed, it is unlikely to conflict with the existing utilities beyond minor facility adjustments. Where conflicts with utility facilities are unavoidable, the contractor will coordinate any necessary relocation work with the facility owner and Resident Engineer. The Kentucky Transportation Cabinet maintains the right to remove or alter portions of this contract if a utility conflict occurs. The utility facilities as noted in the previous section(s) have been determined using data garnered by varied means and with varying degrees of accuracy: from the facility owners, a result of S.U.E., field inspections, and/or reviews of record drawings. The facilities defined may not be inclusive of all utilities in the project scope and are not Level A quality, unless specified as such. It is the contractor's responsibility to verify all utilities and their respective locations before excavating.

The contractor shall make every effort to protect underground facilities from damage as prescribed in the Underground Facility Damage Protection Act of 1994, Kentucky Revised Statute KRS 367.4901 to 367.4917. It is the contractor's responsibility to determine and take steps necessary to be in compliance with federal and state damage prevention directives. The contractor is instructed to contact KY 811 for the location of existing underground utilities. Contact shall be made a minimum of two (2) and no more than ten (10) business days prior to excavation. The contractor shall submit Excavation Locate Requests to the Kentucky Contact Center (KY 811) via web ticket entry. The submission of this request does not relieve the contractor from the responsibility of contacting non-member facility owners, whom are to be contacted through their individual Protection Notification Center. It may be necessary for the contractor to contact the County Court Clerk to determine what utility companies have facilities in the area. Non-compliance with these directives can result in the enforcement of penalties.

UTILITIES AND RAIL CERTIFICATION NOTE

**Green County
US 68 Edmonton Road
Mile point: 2.995 TO 3.003
ADDRESS DEFICIENCIES OF US 68 BRIDGE OVER GREASY CREEK. (044B00013N)
ITEM NUMBER: 04-10009.00**

NOTE: DO NOT DISTURB THE FOLLOWING FACILITIES LOCATED WITHIN THE PROJECT DISTURB LIMITS

SCRTC - Telephone

Taylor County RECC - Electric

The Contractor is fully responsible for protection of all utilities listed above

THE FOLLOWING FACILITY OWNERS ARE RELOCATING/ADJUSTING THEIR FACILITIES WITHIN THE PROJECT LIMITS AND WILL BE COMPLETE PRIOR TO CONSTRUCTION

Not Applicable

THE FOLLOWING FACILITY OWNERS HAVE FACILITIES TO BE RELOCATED/ADJUSTED BY THE OWNER OR THEIR SUBCONTRACTOR AND IS TO BE COORDINATED WITH THE ROAD CONTRACT

UTILITIES AND RAIL CERTIFICATION NOTE

<p style="text-align: center;">Green County US 68 Edmonton Road Mile point: 2.995 TO 3.003 ADDRESS DEFICIENCIES OF US 68 BRIDGE OVER GREASY CREEK. (044B00013N) ITEM NUMBER: 04-10009.00</p>

Green-Taylor Water District – Water will have their relocation plans included in the roadway plans.

THE FOLLOWING FACILITY OWNERS HAVE FACILITIES TO BE RELOCATED/ADJUSTED BY THE ROAD CONTRACTOR AS INCLUDED IN THIS CONTRACT

Not Applicable

RAIL COMPANIES HAVE FACILITIES IN CONJUNCTION WITH THIS PROJECT AS NOTED

No Rail Involvement **Rail Involved** **Rail Adjacent**

UTILITIES AND RAIL CERTIFICATION NOTE

Green County
US 68 Edmonton Road
Mile point: 2.995 TO 3.003
ADDRESS DEFICIENCIES OF US 68 BRIDGE OVER GREASY CREEK. (044B00013N)
ITEM NUMBER: 04-10009.00

AREA FACILITY OWNER CONTACT LIST

Facility Owner	Address	Contact Name	Phone	Email
Green-Taylor Water District - Water	250 Industrial Park Road Greensburg KY 42743	Josh Pedigo	2709324947	josh.pedigo.greentaylorwater@hotmail.com
SCRTC - Telephone	1399 Happy Valley Road Glasgow KY 42142	Tim Gibson	2706788249	Tim_Gibson@scrtc.net
Taylor County RECC - Electric	625 West Main St. Campbellsville KY 42719	Mike Skaggs	2704031297	muskaggs@tcrecc.com

Kentucky Transportation
Cabinet Project:

N O T I C E

DEPARTMENT OF THE ARMY

CORPS OF ENGINEERS

NATIONWIDE SECTION 404 PERMIT AUTHORIZATION

DEPARTMENT FOR ENVIRONMENTAL PROTECTION

KENTUCKY DIVISION OF WATER

SECTION 401 WATER QUALITY CERTIFICATION

PROJECT DESCRIPTION: Bridge Replacement
US 68 over Greasy Creek
Green County, KY
KYTC Item No. 4-10009

The Sections 404 and 401 activities for this project have previously been permitted under the authority of the Department of the Army, Section 404 Nationwide Permit Number 3, *Maintenance Projects* (with additional *Kentucky Regional General Conditions*), and the Kentucky Division of Water, Section 401 General Water Quality Certification. For these authorized permits to be valid, the attached conditions must be followed. The contractor shall post a copy of this Nationwide Permit Number 3 and General Water Quality Certification in a conspicuous location at the project site, with unencumbered public access, for the duration of construction and comply with the general conditions required.

Kentucky Transportation
 Cabinet Project:

Locations Impacting Water Quality

Station-Location	Description
Bridge ID: 044B00013N	Bridge 044B00013N (US 68 over Greasy Creek) replacement project will entail complete removal of the existing bridge and construction of a new bridge without load restrictions and a design life of at least 75 years. The project will replace the bridge in the same location with generally the same current geometrics (bridge width, length, hydraulic opening, etc.) to avoid environmental impacts, utility impacts, and minimize the need for new right of way. Approach roadway pavement will be replaced but limited to the direct vicinity of the bridge. Part-width construction will be utilized and one lane of traffic will be maintained with temporary signals during the construction by phasing the work. There will not be an on-site diversion. The project will be constructed within the existing right-of-way. The project will not result in the loss of greater than 0.1 acre of waters of the U.S.; will not result in loss greater than 300 feet of ephemeral, intermittent, or perennial stream; and will not discharge to a special aquatic site.

This project involves work near and/or within Jurisdictional Waters of the United States as defined by the U. S. Army Corps of Engineers; therefore, requiring a Nationwide Number 3 General Section 404 permit. The Division of Water conditionally certified this General Permit. Importantly, one of those conditions regards the use of heavy equipment in any stream channel, or streambed. If there is need to cross the stream channel with heavy equipment, or conduct work within the stream channel, a work platform or temporary crossing, is authorized. This should be constructed with clean rock and sufficient pipe to allow stream flow to continue, unimpeded (refer to the attached standard drawing for low-water crossings at end of the document). Other conditions may be found under the heading, *General Certification—Nationwide Permit # 3 Maintenance Projects*.

In order for this authorization to be valid, the attached conditions must be followed. The contractor shall post a copy of this Nationwide Permit Number 3 Approval in a conspicuous location at the project site, for the duration of the construction, and comply with the general conditions as required.

To more readily expedite construction, the contractor may elect to alter the design, or perform the work in a manner different from what was originally proposed and specified. Prior to commencing such alternative work, the contractor shall obtain written permission from the Division of Construction and the Kentucky Transportation Cabinet, Division of Environmental Analysis. If such changes necessitate further permitting, then the contractor will be responsible for applying to the U. S. Army Corps of Engineers and the Kentucky Division of Water. A copy of any request to the Corps of Engineers or Division of Water to alter this proposal and subsequent responses shall be forwarded to the Division of Environmental Analysis, DA Permit Coordinator, for office records and for informational purposes.

Terms for Nationwide Permit No. 3 – Maintenance Projects

(a) The repair, rehabilitation, or replacement of any previously authorized, currently serviceable structure or fill, or of any currently serviceable structure or fill authorized by 33 CFR 330.3, provided that the structure or fill is not to be put to uses differing from those uses specified or contemplated for it in the original permit or the most recently authorized modification. Minor deviations in the structure's configuration or filled area, including those due to changes in materials, construction techniques, requirements of other regulatory agencies, or current construction codes or safety standards that are necessary to make the repair, rehabilitation, or replacement are authorized. This NWP also authorizes the removal of previously authorized structures or fills. Any stream channel modification is limited to the minimum necessary for the repair, rehabilitation, or replacement of the structure or fill; such modifications, including the removal of material from the stream channel, must be immediately adjacent to the project. This NWP also authorizes the removal of accumulated sediment and debris within, and in the immediate vicinity of, the structure or fill. This NWP also authorizes the repair, rehabilitation, or replacement of those structures or fills destroyed or damaged by storms, floods, fire or other discrete events, provided the repair, rehabilitation, or replacement is commenced, or is under contract to commence, within two years of the date of their destruction or damage. In cases of catastrophic events, such as hurricanes or tornadoes, this two-year limit may be waived by the district engineer, provided the permittee can demonstrate funding, contract, or other similar delays.

(b) This NWP also authorizes the removal of accumulated sediments and debris outside the immediate vicinity of existing structures (e.g., bridges, culverted road crossings, water intake structures, etc.). The removal of sediment is limited to the minimum necessary to restore the waterway in the vicinity of the structure to the approximate dimensions that existed when the structure was built, but cannot extend farther than 200 feet in any direction from the structure. This 200 foot limit does not apply to maintenance dredging to remove accumulated sediments blocking or restricting outfall and intake structures or to maintenance dredging to remove accumulated sediments from canals associated with outfall and intake structures. All dredged or excavated materials must be deposited and retained in an area that has no waters of the United States unless otherwise specifically approved by the district engineer under separate authorization.

(c) This NWP also authorizes temporary structures, fills, and work, including the use of temporary mats, necessary to conduct the maintenance activity. Appropriate measures must be taken to maintain normal downstream flows and minimize flooding to the maximum extent practicable, when temporary structures, work, and discharges, including cofferdams, are necessary for construction activities, access fills, or dewatering of construction sites. Temporary fills must consist of materials, and be placed in a manner, that will not be eroded by expected high flows. After conducting the maintenance activity, temporary fills must be removed in their entirety and the affected areas returned to pre-construction elevations. The areas affected by temporary fills must be revegetated, as appropriate.

(d) This NWP does not authorize maintenance dredging for the primary purpose of navigation. This NWP does not authorize beach restoration. This NWP does not authorize new stream channelization or stream relocation projects.

Notification: For activities authorized by paragraph (b) of this NWP, the permittee must submit a pre-construction notification to the district engineer prior to commencing the activity (see general condition 32). The pre-construction notification must include information regarding the original design capacities and configurations of the outfalls, intakes, small impoundments, and canals. (Authorities: Section 10 of the Rivers and Harbors Act of 1899 and section 404 of the Clean Water Act (Sections 10 and 404))

Note: This NWP authorizes the repair, rehabilitation, or replacement of any previously authorized structure or fill that does not qualify for the Clean Water Act section 404(f) exemption for maintenance.



MATTHEW G. BEVIN
GOVERNOR

CHARLES G. SNAVELY
SECRETARY

**ENERGY AND ENVIRONMENT CABINET
DEPARTMENT FOR ENVIRONMENTAL PROTECTION**

R. BRUCE SCOTT
COMMISSIONER

300 SOWER BOULEVARD
FRANKFORT, KENTUCKY 40601

General Certification--Nationwide Permit # 3 Maintenance

This General Certification is issued March 19, 2017, in conformity with the requirements of Section 401 of the Clean Water Act of 1977, as amended (33 U.S.C. §1341), as well as Kentucky Statute KRS 224.16-050.

For this and all nationwide permits, the definition of surface water is as per 401 KAR 10:001 Chapter 10, Section 1(80): Surface Waters means those waters having well-defined banks and beds, either constantly or intermittently flowing; lakes and impounded waters; marshes and wetlands; and any subterranean waters flowing in well-defined channels and having a demonstrable hydrologic connection with the surface. Lagoons used for waste treatment and effluent ditches that are situated on property owned, leased, or under valid easement by a permitted discharger are not considered to be surface waters of the commonwealth.

The Commonwealth of Kentucky hereby certifies under Section 401 of the Clean Water Act (CWA) that it has reasonable assurances that applicable water quality standards under Kentucky Administrative Regulations Title 401, Chapter 10, established pursuant to Sections 301, 302, 304, 306 and 307 of the CWA, will not be violated for the activity covered under NATIONWIDE PERMIT 3, namely Maintenance, provided that the following conditions are met:

1. The activity will not occur within surface waters of the Commonwealth identified by the Kentucky Division of Water as Outstanding State or National Resource Water, Cold Water Aquatic Habitat, or Exceptional Waters.
2. The activity will not occur within surface waters of the Commonwealth identified as perpetually-protected (e.g. deed restriction, conservation easement) mitigation sites.
3. The activity will impact less than 1/2 acre of wetland/marsh.
4. The activity will impact less than 300 linear feet of surface waters of the Commonwealth.

General Certification--Nationwide Permit # 3
Maintenance
Page 2

5. The Kentucky Division of Water may require submission of a formal application for an individual certification for any project if the project has been determined to likely have a significant adverse effect upon water quality or degrade the waters of the Commonwealth so that existing uses of the water body or downstream waters are precluded.
6. Activities that do not meet the conditions of this General Water Quality Certification require an Individual Section 401 Water Quality Certification.
7. Activities qualifying for coverage under this General Water Quality Certification are subject to the following conditions:
 - Projects requiring in-stream stormwater detention/retention basins shall require individual water quality certifications.
 - Erosion and sedimentation pollution control plans and Best Management Practices must be designed, installed, and maintained in effective operating condition at all times during construction activities so that violations of state water quality standards do not occur.
 - Sediment and erosion control measures, such as check-dams constructed of any material, silt fencing, hay bales, etc., shall not be placed within surface waters of the Commonwealth, either temporarily or permanently, without prior approval by the Kentucky Division of Water's Water Quality Certification Section. If placement of sediment and erosion control measures in surface waters is unavoidable, design and placement of temporary erosion control measures shall not be conducted in such a manner that may result in instability of streams that are adjacent to, upstream, or downstream of the structures. All sediment and erosion control devices shall be removed and the natural grade restored within the completion timeline of the activities.
 - Measures shall be taken to prevent or control spills of fuels, lubricants, or other toxic materials used in construction from entering the watercourse.
 - Removal of riparian vegetation shall be limited to that necessary for equipment access.
 - To the maximum extent practicable, all in-stream work under this certification shall be performed under low-flow conditions.
 - Heavy equipment, e.g. bulldozers, backhoes, draglines, etc., if required for this project, should not be used or operated within the stream channel. In those instances in which such in-stream work is unavoidable, then it shall be performed in such a manner and duration as to minimize turbidity and disturbance to substrates and bank or riparian vegetation.
 - Any fill shall be of such composition that it will not adversely affect the biological, chemical, or physical properties of the receiving waters and/or cause violations of water quality standards. If rip-rap is utilized, it should be of such weight and size that bank stress or slump conditions will not be created because of its placement.

General Certification--Nationwide Permit # 3
Maintenance
Page 3

- If there are water supply intakes located downstream that may be affected by increased turbidity and suspended solids, the permittee shall notify the operator when such work will be done.
- Should evidence of stream pollution or jurisdictional wetland impairment and/or violations of water quality standards occur as a result of this activity (either from a spill or other forms of water pollution), the Kentucky Division of Water shall be notified immediately by calling (800) 928-2380.

Non-compliance with the conditions of this general certification or violation of Kentucky state water quality standards may result in civil penalties.



**US Army Corps
of Engineers®**
Louisville District

2017 Nationwide Permit General Conditions

The following General Conditions must be followed in order for any authorization by NWP to be valid:

1. Navigation. (a) No activity may cause more than a minimal adverse effect on navigation.
(b) Any safety lights and signals prescribed by the US Coast Guard, through regulations or otherwise, must be installed and maintained at the permittee's expense on authorized facilities in navigable waters of the United States.
(c) The permittee understands and agrees that, if future operations by the United States require the removal, relocation, or other alteration, of the structure or work herein authorized, or if, in the opinion of the Secretary of the Army or his authorized representative, said structure or work shall cause unreasonable obstruction to the free navigation of the navigable waters, the permittee will be required, upon due notice from the Corps of Engineers, to remove, relocate, or alter the structural work or obstructions caused thereby, without expense to the United States. No claim shall be made against the United States on account of any such removal or alteration.
2. Aquatic Life Movements. No activity may substantially disrupt the necessary life cycle movements of those species of aquatic life indigenous to the waterbody, including those species that normally migrate through the area, unless the activity's primary purpose is to impound water. All permanent and temporary crossings of waterbodies shall be suitably culverted, bridged, or otherwise designed and constructed to maintain low flows to sustain the movement of those aquatic species.
3. Spawning Areas. Activities in spawning areas during spawning seasons must be avoided to the maximum extent practicable. Activities that result in the physical destruction (e.g., through excavation, fill, or downstream smothering by substantial turbidity) of an important spawning area are not authorized.
4. Migratory Bird Breeding Areas. Activities in waters of the United States that serve as breeding areas for migratory birds must be avoided to the maximum extent practicable.
5. Shellfish Beds. No activity may occur in areas of concentrated shellfish populations, unless the activity is directly related to a shellfish harvesting activity authorized by NWPs 4 and 48, or is a shellfish seeding or habitat restoration activity authorized by NWP 27.
6. Suitable Material. No activity may use unsuitable material (e.g., trash, debris, car bodies, asphalt, etc.). Material used for construction or discharged must be free from toxic pollutants in toxic amounts (see Section 307 of the Clean Water Act).
7. Water Supply Intakes. No activity may occur in the proximity of a public water supply intake, except where the activity is for the repair or improvement of public water supply intake structures or adjacent bank stabilization.
8. Adverse Effects From Impoundments. If the activity creates an impoundment of water, adverse effects to the aquatic system due to accelerating the passage of water, and/or restricting its flow must be minimized to the maximum extent practicable.
9. Management of Water Flows. To the maximum extent practicable, the pre-construction course, condition, capacity, and location of open waters must be maintained for each activity, including stream channelization, storm water management activities, and temporary and permanent road crossings, except as provided below. The activity must be constructed to withstand expected high flows. The activity must not restrict or impede the passage of normal or high flows, unless the primary purpose of the activity is to impound water or manage high flows. The activity may alter the pre-construction course, condition, capacity, and location of open waters if it benefits the aquatic environment (e.g., stream restoration or relocation activities).
10. Fills Within 100-Year Floodplains. The activity must comply with applicable FEMA-approved state or local floodplain management requirements.
11. Equipment. Heavy equipment working in wetlands or mudflats must be placed on mats, or other measures must be taken to minimize soil disturbance.
12. Soil Erosion and Sediment Controls. Appropriate soil erosion and sediment controls must be used and maintained in effective operating condition during construction, and all exposed soil and other fills, as well as any work below the ordinary high water mark or high tide line, must be permanently stabilized at the earliest practicable date. Permittees are encouraged to perform work within waters of the United States during periods of low-flow or no-flow, or during low tides.
13. Removal of Temporary Fills. Temporary fills must be removed in their entirety and the affected areas returned to pre-construction elevations. The affected areas must be revegetated, as appropriate.
14. Proper Maintenance. Any authorized structure or fill shall be properly maintained, including maintenance to ensure public safety and compliance with applicable NWP general conditions, as well as any activity-specific conditions added by the district engineer to an NWP authorization.
15. Single and Complete Project. The activity must be a single and complete project. The same NWP cannot be used more than once for the same single and complete project.
16. Wild and Scenic Rivers. (a) No activity may occur in a component of the National Wild and Scenic River System, or in a river officially designated by Congress as a "study river" for possible inclusion in the system while the river is in an official study status, unless the appropriate Federal agency with direct management responsibility for such river, has determined in writing that the proposed activity will not adversely affect the Wild and Scenic River designation or study status.
(b) If a proposed NWP activity will occur in a component of the National Wild and Scenic River System, or in a river officially designated by Congress as a "study river" for possible inclusion in the system while the river is in an official study status, the permittee must submit a pre-construction notification (see general condition 32). The district engineer will coordinate the PCN with the Federal agency with direct management responsibility for that river. The permittee shall not begin the NWP activity until notified by the district engineer that the Federal agency with direct management responsibility for that river has determined in writing that the proposed NWP activity will not adversely affect the Wild and Scenic River designation or study status.
(c) Information on Wild and Scenic Rivers may be obtained from the appropriate Federal land management agency responsible for the designated Wild and Scenic River or study river (e.g., National Park Service, U.S. Forest Service, Bureau of Land Management, U.S. Fish and Wildlife Service). Information on these rivers is also available at: <http://www.rivers.gov/>
17. Tribal Rights. No activity may impair tribal rights (including treaty rights), protected tribal resources, or tribal lands.
18. Endangered Species. (a) No activity is authorized under any NWP which is likely to directly or indirectly jeopardize the continued existence of a threatened or endangered species or a species proposed for such designation, as identified under the Federal Endangered Species Act (ESA), or which will directly or indirectly destroy or adversely modify the critical habitat of such species. No activity is authorized under any NWP which "may affect" a listed species or critical habitat, unless section 7 consultation addressing the effects of the proposed activity has been completed. Direct effects are the immediate effects on the listed species and critical habitat caused by the NWP activity. Indirect effects are those effects on listed species and critical habitat that are caused by the NWP activity and are later in time, but still are reasonably certain to occur.
(b) Federal agencies should follow their own procedures for complying with the requirements of the ESA. If pre-construction notification is required for the proposed activity, the Federal permittee must provide the district engineer with the appropriate documentation to demonstrate compliance with those requirements. The district engineer will verify that the appropriate documentation has been submitted. If the appropriate documentation has not been submitted, additional ESA section 7 consultation may be necessary for the activity and the respective federal agency would be responsible for fulfilling its obligation under section 7 of the ESA.

(c) Non-federal permittees must submit a pre-construction notification (PCN) to the district engineer if any listed species or designated critical habitat might be affected or is in the vicinity of the activity, or if the activity is located in designated critical habitat, and shall not begin work on the activity until notified by the district engineer that the requirements of the ESA have been satisfied and that the activity is authorized. For activities that might affect Federally-listed endangered or threatened species or designated critical habitat, the PCN must include the name(s) of the endangered or threatened species that might be affected by the proposed activity or that utilize the designated critical habitat that might be affected by the proposed work. The district engineer will determine whether the proposed activity "may affect" or will have "no effect" to listed species and designated critical habitat and will notify the non-Federal applicant of the Corps' determination within 45 days of receipt of a complete PCN. In cases where the non-Federal applicant has identified listed species or critical habitat that might be affected or is in the vicinity of the activity, and has so notified the Corps, the applicant shall not begin work until the Corps has provided notification the proposed activities will have "no effect" on listed species or critical habitat, or until Section 7 consultation has been completed. If the non-Federal applicant has not heard back from the Corps within 45 days, the applicant must still wait for notification from Corps.

(d) As a result of formal or informal consultation with the USFWS or NMFS the district engineer may add species-specific permit conditions to the NWP's.

(e) Authorization of an activity by a NWP does not authorize the "take" of a threatened or endangered species as defined under the ESA. In the absence of separate authorization (e.g., an ESA Section 10 Permit, a Biological Opinion with "incidental take" provisions, etc.) from the USFWS or the NMFS, the Endangered Species Act prohibits any person subject to the jurisdiction of the United States to take a listed species, where "take" means to harass, harm, pursue, hunt, shoot, wound, kill, trap, capture, or collect, or to attempt to engage in any such conduct. The word "harm" in the definition of "take" means an act which actually kills or injures wildlife. Such an act may include significant habitat modification or degradation where it actually kills or injures wildlife by significantly impairing essential behavioral patterns, including breeding, feeding or sheltering.

(f) If the non-federal permittee has a valid ESA section 10(a)(1)(B) incidental take permit with an approved Habitat Conservation Plan for a project or a group of projects that includes the proposed NWP activity, the non-federal applicant should provide a copy of that ESA section 10(a)(1)(B) permit with the PCN required by paragraph (c) of this general condition. The district engineer will review the ESA section 10(a)(1)(B) permit, and if he or she determines that it covers the proposed NWP activity, including any incidental take of listed species that might occur as a result of conducting the proposed NWP activity, the district engineer does not need to conduct a separate section 7 consultation for the proposed NWP activity. The district engineer will notify the non-federal applicant within 45 days of receipt of a complete PCN whether the ESA section 10(a)(1)(B) permit covers the proposed NWP activity or whether additional ESA section 7 consultation is required.

(g) Information on the location of threatened and endangered species and their critical habitat can be obtained directly from the offices of the USFWS and NMFS or their world wide web pages at <http://www.fws.gov/> or <http://www.fws.gov/ipac> and <http://www.nmfs.noaa.gov/pr/species/esa> respectively.

19. Migratory Birds and Bald and Golden Eagles. The permittee is responsible for ensuring their action complies with the Migratory Bird Treaty Act and the Bald and Golden Eagle Protection Act. The permittee is responsible for contacting appropriate local office of the U.S. Fish and Wildlife Service to determine applicable measures to reduce impacts to migratory birds or eagles, including whether "incidental take" permits are necessary and available under the Migratory Bird Treaty Act or Bald and Golden Eagle Protection Act for a particular activity.

20. Historic Properties. (a) In cases where the district engineer determines that the activity may have the potential to cause effects to properties listed, or eligible for listing, in the National Register of Historic Places, the activity is not authorized, until the requirements of Section 106 of the National Historic Preservation Act (NHPA) have been satisfied.

(b) Federal permittees should follow their own procedures for complying with the requirements of Section 106 of the National Historic Preservation Act. If pre-construction notification is required for the proposed NWP activity, the Federal permittee must provide the district engineer with the appropriate documentation to demonstrate compliance with those

requirements. The district engineer will verify that the appropriate documentation has been submitted. If the appropriate documentation is not submitted, then additional consultation under section 106 may be necessary. The respective federal agency is responsible for fulfilling its obligation to comply with section 106.

(c) Non-federal permittees must submit a pre-construction notification to the district engineer if the NWP activity might have the potential to cause effects to any historic properties listed on, determined to be eligible for listing on, or potentially eligible for listing on the National Register of Historic Places, including previously unidentified properties. For such activities, the pre-construction notification must state which historic properties might have the potential to be affected by the proposed activity or include a vicinity map indicating the location of the historic properties or the potential for the presence of historic properties. Assistance regarding information on the location of or potential for the presence of historic properties can be sought from the State Historic Preservation Officer, Tribal Historic Preservation Officer, or designated tribal representative, as appropriate, and the National Register of Historic Places (see 33 CFR 330.4(g)). When reviewing pre-construction notifications, district engineers will comply with the current procedures for addressing the requirements of Section 106 of the National Historic Preservation Act. The district engineer shall make a reasonable and good faith effort to carry out appropriate identification efforts, which may include background research, consultation, oral history interviews, sample field investigation, and field survey. Based on the information submitted in the PCN and these identification efforts, the district engineer shall determine whether the proposed NWP activity has the potential to cause an effect on the historic properties. Section 106 consultation is not required when the district engineer determines that the activity does not have the potential to cause effects on historic properties (see 36 CFR 800.3(a)). Section 106 consultation is required when the district engineer determines that the activity has the potential to cause effects on historic properties. The district engineer will conduct consultation with consulting parties identified under 36 CFR 800.2(c) when he or she makes any of the following effect determinations for the purposes of section 106 of the NHPA: no historic properties affected, no adverse effect, and adverse effect. Where the non-Federal applicant has identified historic properties on which the activity might have the potential to cause effects and notified the Corps, the non-Federal applicant shall not begin the activity until notified by the district engineer either that the activity has no potential to cause effects to historic properties or that NHPA section 106 consultation has been completed.

(d) For non-federal permittees, the district engineer will notify the prospective permittee within 45 days of receipt of a complete pre-construction notification whether NHPA section 106 consultation is required. If NHPA section 106 consultation is required, the district engineer will notify the non-Federal applicant that he or she cannot begin the activity until Section 106 consultation is completed. If the non-Federal applicant has not heard back from the Corps within 45 days, the applicant must still wait for notification from the Corps.

(e) Prospective permittees should be aware that section 110k of the NHPA (54 U.S.C. 306113) prevents the Corps from granting a permit or other assistance to an applicant who, with intent to avoid the requirements of Section 106 of the NHPA, has intentionally significantly adversely affected a historic property to which the permit would relate, or having legal power to prevent it, allowed such significant adverse effect to occur, unless the Corps, after consultation with the Advisory Council on Historic Preservation (ACHP), determines that circumstances justify granting such assistance despite the adverse effect created or permitted by the applicant. If circumstances justify granting the assistance, the Corps is required to notify the ACHP and provide documentation specifying the circumstances, the degree of damage to the integrity of any historic properties affected, and proposed mitigation. This documentation must include any views obtained from the applicant, SHPO/THPO, appropriate Indian tribes if the undertaking occurs on or affects historic properties on tribal lands or affects properties of interest to those tribes, and other parties known to have a legitimate interest in the impacts to the activity on historic properties.

21. Discovery of Previously Unknown Remains and Artifacts. If you discover any previously unknown historic, cultural or archeological remains and artifacts while accomplishing the activity authorized by this permit, you must immediately notify the district engineer of what you have found, and to the maximum extent practicable, avoid construction activities that may affect the remains and artifacts until the required coordination has been completed. The district engineer will initiate the Federal, Tribal and state coordination required to determine if the items or remains warrant recovery effort or if the site is eligible for listing in the National Register of Historic Places.

22. Designated Critical Resource Waters. Critical resource waters include, NOAA-managed marine sanctuaries and marine monuments, and National Estuarine Research Reserves. The district engineer may designate, after notice and opportunity for public comment, additional waters officially designated by a state as having particular environmental or ecological significance, such as outstanding national resource waters or state natural heritage sites. The district engineer may also designate additional critical resource waters after notice and opportunity for public comment.

(a) Discharges of dredged or fill material into waters of the US are not authorized by NWP's 7, 12, 14, 16, 17, 21, 29, 31, 35, 39, 40, 42, 43, 44, 49, 50, 51, and 52 for any activity within, or directly affecting, critical resource waters, including wetlands adjacent to such waters.

(b) For NWP's 3, 8, 10, 13, 15, 18, 19, 22, 23, 25, 27, 28, 30, 33, 34, 36, 37, 38, and 54, notification is required in accordance with general condition 32, for any activity proposed in the designated critical resource waters including wetlands adjacent to those waters. The district engineer may authorize activities under these NWP's only after it is determined that the impacts to the critical resource waters will be no more than minimal.

23. Mitigation. The district engineer will consider the following factors when determining appropriate and practicable mitigation necessary to ensure that the individual and cumulative adverse environmental effects are no more than minimal:

(a) The activity must be designed and constructed to avoid and minimize adverse effects, both temporary and permanent, to waters of the United States to the maximum extent practicable at the project site (i.e., on site).

(b) Mitigation in all its forms (avoiding, minimizing, rectifying, reducing, or compensating for resource losses) will be required to the extent necessary to ensure that the individual and cumulative adverse environmental effects are no more than minimal.

(c) Compensatory mitigation at a minimum one-for-one ratio will be required for all wetland losses that exceed 1/10-acre and require pre-construction notification, unless the district engineer determines in writing that either some other form of mitigation would be more environmentally appropriate or the adverse effects of the proposed activity are minimal, and provides a project-specific waiver of this requirement. For wetland losses of 1/10-acre or less that require pre-construction notification, the district engineer may determine on a case-by-case basis that compensatory mitigation is required to ensure that the activity results in minimal adverse environmental effects.

(d) For losses of streams or other open waters that require pre-construction notification, the district engineer may require compensatory mitigation to ensure that the activity results in no more than minimal adverse environmental effects. Compensatory mitigation for losses of streams should be provided, if practicable, through stream rehabilitation, enhancement, or preservation, since streams are difficult-to-replace resources (see 33 CFR 332.3(e)(3)).

(e) Compensatory mitigation plans for NWP activities in or near streams or other open waters will normally include a requirement for the restoration or enhancement, maintenance, and legal protection (e.g. conservation easements) of riparian areas next to open waters. In some cases, the restoration or maintenance/protection of riparian areas may be the only compensatory mitigation required. Restored riparian areas should consist of native species. The width of the required riparian area will address documented water quality or aquatic habitat loss concerns. Normally, the riparian area will be 25 to 50 feet wide on each side of the stream, but the district engineer may require slightly wider riparian areas to address documented water quality or habitat loss concerns. If it is not possible to restore or maintain/protect a riparian area on the both sides of a stream or if the waterbody is a lake or coastal waters. Then restoring or maintaining/protecting a riparian area along a single bank or shoreline may be sufficient. Where both wetlands and open waters exist on the project site, the district engineer will determine the appropriate compensatory mitigation (e.g. riparian areas and/or wetlands compensation) based on what is best for the aquatic environmental on a watershed basis. In cases where riparian areas are determined to be the most appropriate form of minimization or compensatory mitigation, the district engineer may waive or reduce the requirement to provide wetland compensatory mitigation for wetland losses.

(f) Compensatory mitigation projects provided to offset losses of aquatic resources must comply with the applicable provisions of 33 CFR part 332.

(1) The prospective permittee is responsible for proposing an appropriate compensatory mitigation option if compensatory mitigation is necessary to ensure that the activity results in no more than minimal adverse environmental effects. For the NWP's, the preferred mechanism for providing compensatory mitigation is mitigation bank credits or in-lieu fee program credits (see 33 CFR 332.3(b)(2) and (3)). However, if an appropriate number and type of mitigation bank or in-lieu fee credits are not available at the time the PCN is submitted to the district engineer, the district engineer may approve the use of permittee-responsible mitigation if the use of mitigation bank or in-lieu fee program credits is not appropriate and practicable.

(2) The amount of compensatory mitigation required by the district engineer must be sufficient to ensure that the authorized activity results in no more than minimal individual and cumulative adverse environmental effects (see 33 CFR 330.1(e)(3)). (See also 33 CFR 332.3(f).)

(3) Since the likelihood of success is greater and the impacts to potentially valuable uplands are reduced, aquatic resource restoration should be the first compensatory mitigation option considered for permittee-responsible mitigation.

(4) If permittee-responsible mitigation is the proposed option, the prospective permittee is responsible for submitting a mitigation plan. A conceptual or detailed mitigation plan may be used by the district engineer to make the decision on the NWP verification request, but a final mitigation plan that addresses the applicable requirements of 33 CFR 332.4(c)(2) through (14) must be approved by the district engineer before the permittee begins work in waters of the United States, unless the district engineer determines that prior approval of the final mitigation plan is not practicable or not necessary to ensure timely completion of the required compensatory mitigation (see 33 CFR 332.3(k)(3)).

(5) If mitigation bank or in-lieu fee program credits are the proposed option, the mitigation plan only needs to address the baseline conditions at the impact site and the number of credits to be provided.

(6) Compensatory mitigation requirements (e.g., resource type and amount to be provided as compensatory mitigation, site protection, ecological performance standards, monitoring requirements) may be addressed through conditions added to the NWP authorization, instead of components of a compensatory mitigation plan.

(g) Compensatory mitigation will not be used to increase the acreage losses allowed by the acreage limits of the NWP's. For example, if an NWP has an acreage limit of 1/2-acre, it cannot be used to authorize any project resulting in the loss of greater than 1/2-acre of waters of the United States, even if compensatory mitigation is provided that replaces or restores some of the lost waters. However, compensatory mitigation can and should be used, as necessary, to ensure that an NWP activity already meeting the established acreage limits also satisfies the minimal impact requirement for the NWP's.

(h) Permittees may propose the use of mitigation banks, in-lieu fee programs, or separate permittee-responsible mitigation. When developing a compensatory mitigation proposal, the permittee must consider appropriate and practicable options consistent with the framework at 33 CFR 332.3(b). For activities resulting in the loss of marine or estuarine resources, permittee-responsible compensatory mitigation may be environmentally preferable if there are no mitigation banks or in-lieu fee programs in the area that have marine or estuarine credits available for sale or transfer to the permittee. For permittee-responsible mitigation, the special conditions of the NWP verification must clearly indicate the party or parties responsible for the implementation and performance of the compensatory mitigation project, and, if required, its long-term management.

(i) Where certain functions and services of waters of the United States are permanently adversely affected by a regulated activity, such as discharges of dredged or fill material into waters of the United States that will convert a forested or scrub-shrub wetland to a herbaceous wetland in a permanently maintained utility line right-of-way, mitigation may be required to reduce the adverse environmental effects of the activity to the no more than minimal level.

24. Safety of Impoundment Structures. To ensure that all impoundment structures are safely designed, the district engineer may require non-Federal applicants to demonstrate that the structures comply with established state dam safety criteria or have been designed by qualified persons. The district engineer may also require documentation that the design has been independently reviewed by similarly qualified persons, and appropriate modifications made to ensure safety.

25. Water Quality. Where States and authorized Tribes, or EPA where applicable, have not previously certified compliance of an NWP with CWA Section 401, individual 401 Water Quality

Certification must be obtained or waived (see 33 CFR 330.4(c)). The district engineer or State or Tribe may require additional water quality management measures to ensure that the authorized activity does not result in more than minimal degradation of water quality.

26. **Coastal Zone Management.** In coastal states where an NWP has not previously received a state coastal zone management consistency concurrence, an individual state coastal zone management consistency concurrence must be obtained, or a presumption of concurrence must occur (see 33 CFR 330.4(d)). The district engineer or a State may require additional measures to ensure that the authorized activity is consistent with state coastal zone management requirements.

27. **Regional and Case-By-Case Conditions.** The activity must comply with any regional conditions that may have been added by the Division Engineer (see 33 CFR 330.4(e)) and with any case specific conditions added by the Corps or by the state, Indian Tribe, or USEPA in its section 401 Water Quality Certification, or by the state in its Coastal Zone Management Act consistency determination.

28. **Use of Multiple Nationwide Permits.** The use of more than one NWP for a single and complete project is prohibited, except when the acreage loss of waters of the United States authorized by the NWPs does not exceed the acreage limit of the NWP with the highest specified acreage limit. For example, if a road crossing over tidal waters is constructed under NWP 14, with associated bank stabilization authorized by NWP 13, the maximum acreage loss of waters of the United States for the total project cannot exceed 1/3-acre.

29. **Transfer of Nationwide Permit Verifications.** If the permittee sells the property associated with a nationwide permit verification, the permittee may transfer the nationwide permit verification to the new owner by submitting a letter to the appropriate Corps district office to validate the transfer. A copy of the nationwide permit verification must be attached to the letter, and the letter must contain the following statement and signature: "When the structures or work authorized by this nationwide permit are still in existence at the time the property is transferred, the terms and conditions of this nationwide permit, including any special conditions, will continue to be binding on the new owner(s) of the property. To validate the transfer of this nationwide permit and the associated liabilities associated with compliance with its terms and conditions, have the transferee sign and date below."

(Transferee)

(Date)

30. **Compliance Certification.** Each permittee who receives an NWP verification letter from the Corps must provide a signed certification documenting completion of the authorized activity and implementation of any required compensatory mitigation. The success of any required permittee-responsible mitigation, including the achievement of ecological performance standards, will be addressed separately by the district engineer. The Corps will provide the permittee the certification document with the NWP verification letter. The certification document will include:

- (a) A statement that the authorized work was done in accordance with the NWP authorization, including any general, regional, or activity-specific conditions;
- (b) A statement that the implementation of any required compensatory mitigation was completed in accordance with the permit conditions. If credits from a mitigation bank or in-lieu fee program are used to satisfy the compensatory mitigation requirements, the certification must include the documentation required by 33 CFR 332.3(i)(3) to confirm that the permittee secured the appropriate number and resource type of credits; and
- (c) The signature of the permittee certifying the completion of the work and mitigation. The completed certification document must be submitted to the district engineer within 30 days of completion of the authorized activity or the implementation of any required compensatory mitigation, whichever occurs later.

31. **Activities Affecting Structures or Works Built by the United States.** If an NWP activity also requires permission from the Corps pursuant to 33 U.S.C. 408 because it will alter or temporarily or permanently occupy or use a U.S. Army Corps of Engineers (USACE) federally

authorized Civil Works project (a "USACE project"), the prospective permittee must submit a pre-construction notification. See paragraph (b)(10) of general condition 32. An activity that requires Section 408 permission is not authorized by the NWP until the appropriate Corps office issues the section 408 permission to altar, occupy, or use the USACE project, and the district engineer issues a written NWP verification.

32. **Pre-Construction Notification (PCN).** (a) **Timing.** Where required by the terms of the NWP, the prospective permittee must notify the district engineer by submitting a pre-construction notification (PCN) as early as possible. The district engineer must determine if the PCN is complete within 30 calendar days of the date of receipt and, if the PCN is determined to be incomplete, notify the prospective permittee within that 30 day period to request the additional information necessary to make the PCN complete. As a general rule, district engineers will request additional information necessary to make the PCN complete only once. However, if the prospective permittee does not provide all of the requested information, then the district engineer will notify the prospective permittee that the PCN is still incomplete and the PCN review process will not commence until all of the requested information has been received by the district engineer. The prospective permittee shall not begin the activity until either:

- (1) He or she is notified in writing by the district engineer that the activity may proceed under the NWP with any special conditions imposed by the district or division engineer; or
- (2) 45 calendar days have passed from the district engineer's receipt of the complete PCN and the prospective permittee has not received written notice from the district or division engineer. However, if the permittee was required to notify the Corps pursuant to general condition 18 that listed species or critical habitat might be affected or in the vicinity of the project, or to notify the Corps pursuant to general condition 20 that the activity might have the potential to cause effects to historic properties, the permittee cannot begin the activity until receiving written notification from the Corps that there is "no effect" on listed species or "no potential to cause effects" on historic properties, or that any consultation required under Section 7 of the Endangered Species Act (see 33 CFR 330.4(f)) and/or Section 106 of the National Historic Preservation Act (see 33 CFR 330.4(g)) has been completed. Also, work cannot begin under NWPs 21, 49, or 50 until the permittee has received written approval from the Corps. If the proposed activity requires a written waiver to exceed specified limits of an NWP, the permittee may not begin the activity until the district engineer issues the waiver. If the district or division engineer notifies the permittee in writing that an individual permit is required within 45 calendar days of receipt of a complete PCN, the permittee cannot begin the activity until an individual permit has been obtained. Subsequently, the permittee's right to proceed under the NWP may be modified, suspended, or revoked only in accordance with the procedure set forth in 33 CFR 330.5(d)(2).

(b) **Contents of Pre-Construction Notification:** The PCN must be in writing and include the following information:

- (1) Name, address and telephone numbers of the prospective permittee;
- (2) Location of the proposed activity;
- (3) Identify the specific NWP or NWP(s) the prospective permittee wants to use to authorize the proposed activity;
- (4) A description of the proposed activity; the activity's purpose; direct and indirect adverse environmental effects the activity would cause, including the anticipated amount of loss of wetlands, other special aquatic sites, and other waters expected to result from the NWP activity, in acres, linear feet, or other appropriate unit of measure; a description of any proposed mitigation measures intended to reduce the adverse environmental effects caused by the proposed activity; and any other NWP(s), regional general permit(s), or individual permit(s) used or intended to be used to authorize any part of the proposed project or any related activity, including other separate and distant crossings for linear projects that require Department of the Army authorization but do not require pre-construction notification. The description of the proposed activity and any proposed mitigation measures should be sufficiently detailed to allow the district engineer to determine that the adverse environmental effects of the activity will be no more than minimal and to determine the need for compensatory mitigation or other mitigation measures. For single and complete linear projects, the PCN must include the quantity of anticipated losses of wetlands, other special aquatic sites, and other water for each single and complete crossing of those wetlands, other special aquatic sites, and other waters. Sketches should be provided when necessary to show that the activity complies with the terms of the NWP. (Sketches usually clarify the project and when provided results in a quicker decision. Sketches should contain sufficient detail to provide an

illustrative description of the proposed activity (e.g., a conceptual plan), but do not need to be detailed engineering plans);

(5) The PCN must include a delineation of wetlands, other special aquatic sites, and other waters, such as lakes and ponds, and perennial, intermittent, and ephemeral streams, on the project site. Wetland delineations must be prepared in accordance with the current method required by the Corps. The permittee may ask the Corps to delineate the special aquatic sites and other waters on the project site, but there may be a delay if the Corps does the delineation, especially if the project site is large or contains many wetlands, other special aquatic sites, and other waters. Furthermore, the 45 day period will not start until the delineation has been submitted to or completed by the Corps, as appropriate;

(6) If the proposed activity will result in the loss of greater than 1/10-acre of wetlands and a PCN is required, the prospective permittee must submit a statement describing how the mitigation requirement will be satisfied, or explaining why the adverse environmental effects are no more than minimal and why compensatory mitigation should not be required. As an alternative, the prospective permittee may submit a conceptual or detailed mitigation plan.

(7) For non-federal permittees, if any listed species or designated critical habitat might be affected or is in the vicinity of the project, or if the project is located in designated critical habitat, for non-Federal applicants the PCN must include the name(s) of those endangered or threatened species that might be affected by the proposed activity or utilize the designated critical habitat that may be affected by the proposed activity. For any NWP activity that requires pre-construction notification, Federal permittees must provide documentation demonstrating compliance with the Endangered Species Act;

(8) For non-federal permittees, if the NWP activity might have the potential to cause effects to a historic property listed on, determined to be eligible for listing on, or potentially eligible for listing on, the National Register of Historic Places, the PCN must state which historic property might have the potential to be affected by the proposed activity or include a vicinity map indicating the location of the historic property. Federal permittees must provide documentation demonstrating compliance with Section 106 of the National Historic Preservation Act.

(9) For an activity that will occur in a component of the National Wild and Scenic River System, or in a river officially designated by Congress as a "study river" for possible inclusion in the system while the river is in an official study status, the PCN must identify the Wild and Scenic River or the "study river" (see general condition 16); and

(10) For an activity that requires permission from the Corps pursuant to 33 U.S.C. 408 because it will alter or temporarily or permanently occupy or use a U.S. Army Corps of Engineers federally authorized civil works project, the pre-construction notification must include a statement confirming that the project proponent has submitted a written request for section 408 permission from the Corps office having jurisdiction over that USACE project.

(c) Form of PCN Notification: The standard individual permit application form (Form ENG 4345) may be used, but the completed application form must clearly indicate that it is an NWP PCN and must include all of the information required in paragraphs (b)(1) through (10) of this general condition. A letter containing the required information may also be used. Applicants may provide electronic files of PCNs and supporting materials if the district engineer has established tools and procedures for electronic submittals.

(d) Agency Coordination: (1) The district engineer will consider any comments from Federal and state agencies concerning the proposed activity's compliance with the terms and conditions of the NWPs and the need for mitigation to reduce the project's adverse environmental effects so that they are no more than minimal.

(2) Agency coordination is required for: (i) all NWP activities that require preconstruction notification and result in the loss of greater than 1/2-acre of waters of the United States; (ii) NWP 21, 29, 39, 40, 42, 43, 44, 50, 51, and 52 activities that require pre-construction notification and will result in the loss of greater than 300 linear feet of stream bed; (iii) NWP 13 activities in excess of 500 linear feet, fills greater than one cubic yard per running foot, or involve discharges of dredged or fill material into special aquatic sites; and (iv) NWP 54 activities in excess of 500 linear feet, or that extend into the waterbody more than 30 feet from the mean low water line or ordinary high water mark.

(3) When agency coordination is required, the district engineer will immediately provide (e.g., via e-mail, facsimile transmission, overnight mail, or other expeditious manner) a copy of the complete PCN to the appropriate Federal or state offices (FWS, state natural

resource or water quality agency, EPA, and, if appropriate, the NMFS). With the exception of NWP 37, these agencies will have 10 calendar days from the date the material is transmitted to notify the district engineer via telephone, facsimile transmission, or e-mail that they intend to provide substantive, sites specific comments. The comments must explain why the agency believes the adverse environmental effects will be more than minimal. If so contacted by an agency, the district engineer will wait an additional 15 calendar days before making a decision on the pre-construction notification. The district engineer will fully consider agency comments received within the specified time frame concerning the proposed activity's compliance with the terms and conditions of the NWPs, including the need for mitigation to ensure the net adverse environmental effects of the proposed activity are no more than minimal. The district engineer will provide no response to the resource agency, except as provided below. The district engineer will indicate in the administrative record associated with each pre-construction notification that the resource agencies' concerns were considered. For NWP 37, the emergency watershed protection and rehabilitation activity may proceed immediately in cases where there is an unacceptable hazard to life or a significant loss of property or economic hardship will occur. The district engineer will consider any comments received to decide whether the NWP 37 authorization should be modified, suspended, or revoked in accordance with the procedures at 33 CFR 330.5.

(4) In cases of where the prospective permittee is not a Federal agency, the district engineer will provide a response to NMFS within 30 calendar days of receipt of any Essential Fish Habitat conservation recommendations, as required by Section 305(b)(4)(B) of the Magnuson-Stevens Fishery Conservation and Management Act.

(5) Applicants are encouraged to provide the Corps with either electronic files or multiple copies of PCN notifications to expedite agency coordination.

Further Information

1. District Engineers have authority to determine if an activity complies with the terms and conditions of an NWP.

2. NWPs do not obviate the need to obtain other federal, state, or local permits, approvals, or authorizations required by law.

3. NWPs do not grant any property rights or exclusive privileges.

4. NWPs do not authorize any injury to the property or rights of others.

5. NWPs do not authorize interference with any existing or proposed Federal project (see general condition 31).

PART II
SPECIFICATIONS AND STANDARD DRAWINGS

SPECIFICATIONS REFERENCE

Any reference in the plans or proposal to previous editions of the *Standard Specifications for Road and Bridge Construction* and *Standard Drawings* are superseded by *Standard Specifications for Road and Bridge Construction, Edition of 2019* and *Standard Drawings, Edition of 2016*.

SUPPLEMENTAL SPECIFICATIONS

The contractor shall use the Supplemental Specifications that are effective at the time of letting.
The Supplemental Specifications can be found at the following link:

<http://transportation.ky.gov/Construction/Pages/Kentucky-Standard-Specifications.aspx>

SPECIAL NOTE FOR PORTABLE CHANGEABLE MESSAGE SIGNS

This Special Note will apply when indicated on the plans or in the proposal.

1.0 DESCRIPTION. Furnish, install, operate, and maintain variable message signs at the locations shown on the plans or designated by the Engineer. Remove and retain possession of variable message signs when they are no longer needed on the project.

2.0 MATERIALS.

2.1 General. Use LED Variable Message Signs Class I, II, or III, as appropriate, from the Department's List of Approved Materials.

Unclassified signs may be submitted for approval by the Engineer. The Engineer may require a daytime and nighttime demonstration. The Engineer will make a final decision within 30 days after all required information is received.

2.2 Sign and Controls. All signs must:

- 1) Provide 3-line messages with each line being 8 characters long and at least 18 inches tall. Each character comprises 35 pixels.
- 2) Provide at least 40 preprogrammed messages available for use at any time. Provide for quick and easy change of the displayed message; editing of the message; and additions of new messages.
- 3) Provide a controller consisting of:
 - a) Keyboard or keypad.
 - b) Readout that mimics the actual sign display. (When LCD or LCD type readout is used, include backlighting and heating or otherwise arrange for viewing in cold temperatures.)
 - c) Non-volatile memory or suitable memory with battery backup for storing pre-programmed messages.
 - d) Logic circuitry to control the sequence of messages and flash rate.
- 4) Provide a serial interface that is capable of supporting complete remote control ability through land line and cellular telephone operation. Include communication software capable of immediately updating the message, providing complete sign status, and allowing message library queries and updates.
- 5) Allow a single person easily to raise the sign to a satisfactory height above the pavement during use, and lower the sign during travel.
- 6) Be Highway Orange on all exterior surfaces of the trailer, supports, and controller cabinet.
- 7) Provide operation in ambient temperatures from -30 to + 120 degrees Fahrenheit during snow, rain and other inclement weather.
- 8) Provide the driver board as part of a module. All modules are interchangeable, and have plug and socket arrangements for disconnection and reconnection. Printed circuit boards associated with driver boards have a conformable coating to protect against moisture.
- 9) Provide a sign case sealed against rain, snow, dust, insects, etc. The lens is UV stabilized clear plastic (polycarbonate, acrylic, or other approved material) angled to prevent glare.
- 10) Provide a flat black UV protected coating on the sign hardware, character PCB, and appropriate lens areas.
- 11) Provide a photocell control to provide automatic dimming.

- 12) Allow an on-off flashing sequence at an adjustable rate.
- 13) Provide a sight to aim the message.
- 14) Provide a LED display color of approximately 590 nm amber.
- 15) Provide a controller that is password protected.
- 16) Provide a security device that prevents unauthorized individuals from accessing the controller.
- 17) Provide the following 3-line messages preprogrammed and available for use when the sign unit begins operation:

/KEEP/RIGHT/=>=>=>/	/MIN/SPEED/**MPH/
/KEEP/LEFT/<=<=</	/ICY/BRIDGE/AHEAD/ /ONE
/LOOSE/GRAVEL/AHEAD/	LANE/BRIDGE/AHEAD/
/RD WORK/NEXT/**MILES/	/ROUGH/ROAD/AHEAD/
/TWO WAY/TRAFFIC/AHEAD/	/MERGING/TRAFFIC/AHEAD/
/PAINT/CREW/AHEAD/	/NEXT/***/MILES/
/REDUCE/SPEED/**MPH/	/HEAVY/TRAFFIC/AHEAD/
/BRIDGE/WORK/***0 FT/	/SPEED/LIMIT/**MPH/
/MAX/SPEED/**MPH/	/BUMP/AHEAD/
/SURVEY/PARTY/AHEAD/	/TWO/WAY/TRAFFIC/

*Insert numerals as directed by the Engineer.
Add other messages during the project when required by the Engineer.

2.3 Power.

- 1) Design solar panels to yield 10 percent or greater additional charge than sign consumption. Provide direct wiring for operation of the sign or arrow board from an external power source to provide energy backup for 21 days without sunlight and an on-board system charger with the ability to recharge completely discharged batteries in 24 hours.

3.0 CONSTRUCTION. Furnish and operate the variable message signs as designated on the plans or by the Engineer. Ensure the bottom of the message panel is a minimum of 7 feet above the roadway in urban areas and 5 feet above in rural areas when operating. Use Class I, II, or III signs on roads with a speed limit less than 55 mph. Use Class I or II signs on roads with speed limits 55 mph or greater.

Maintain the sign in proper working order, including repair of any damage done by others, until completion of the project. When the sign becomes inoperative, immediately repair or replace the sign. Repetitive problems with the same unit will be cause for rejection and replacement.

Use only project related messages and messages directed by the Engineer, unnecessary messages lessen the impact of the sign. Ensure the message is displayed in either one or 2 phases with each phase having no more than 3 lines of text. When no message is needed, but it is necessary to know if the sign is operable, flash only a pixel.

When the sign is not needed, move it outside the clear zone or where the Engineer directs. Variable Message Signs are the property of the Contractor and shall be removed from the project when no longer needed. The Department will not assume ownership of these signs.

4.0 MEASUREMENT. The final quantity of Variable Message Sign will be

11

the actual number of individual signs acceptably furnished and operated during the project. The Department will not measure signs replaced due to damage or rejection.

5.0 PAYMENT. The Department will pay for the Variable Message Signs at the unit price each. The Department will not pay for signs replaced due to damage or rejection. Payment is full compensation for furnishing all materials, labor, equipment, and service necessary to, operate, move, repair, and maintain or replace the variable message signs. The Department will make payment for the completed and accepted quantities under the following:

<u>Code</u>	<u>Pay Item</u>	<u>Pay Unit</u>
02671	Portable Changeable Message Sign	Each

Effective June 15, 2012

PART III

EMPLOYMENT, WAGE AND RECORD REQUIREMENTS

FHWA-1273 -- Revised May 1, 2012

REQUIRED CONTRACT PROVISIONS FEDERAL-AID CONSTRUCTION CONTRACTS

- I. General
- II. Nondiscrimination
- III. Nonsegregated Facilities
- IV. Davis-Bacon and Related Act Provisions
- V. Contract Work Hours and Safety Standards Act Provisions
- VI. Subletting or Assigning the Contract
- VII. Safety: Accident Prevention
- VIII. False Statements Concerning Highway Projects
- IX. Implementation of Clean Air Act and Federal Water Pollution Control Act
- X. Compliance with Governmentwide Suspension and Debarment Requirements
- XI. Certification Regarding Use of Contract Funds for Lobbying

ATTACHMENTS

A. Employment and Materials Preference for Appalachian Development Highway System or Appalachian Local Access Road Contracts (included in Appalachian contracts only)

I. GENERAL

1. Form FHWA-1273 must be physically incorporated in each construction contract funded under Title 23 (excluding emergency contracts solely intended for debris removal). The contractor (or subcontractor) must insert this form in each subcontract and further require its inclusion in all lower tier subcontracts (excluding purchase orders, rental agreements and other agreements for supplies or services).

The applicable requirements of Form FHWA-1273 are incorporated by reference for work done under any purchase order, rental agreement or agreement for other services. The prime contractor shall be responsible for compliance by any subcontractor, lower-tier subcontractor or service provider.

Form FHWA-1273 must be included in all Federal-aid design-build contracts, in all subcontracts and in lower tier subcontracts (excluding subcontracts for design services, purchase orders, rental agreements and other agreements for supplies or services). The design-builder shall be responsible for compliance by any subcontractor, lower-tier subcontractor or service provider.

Contracting agencies may reference Form FHWA-1273 in bid proposal or request for proposal documents, however, the Form FHWA-1273 must be physically incorporated (not referenced) in all contracts, subcontracts and lower-tier subcontracts (excluding purchase orders, rental agreements and other agreements for supplies or services related to a construction contract).

2. Subject to the applicability criteria noted in the following sections, these contract provisions shall apply to all work performed on the contract by the contractor's own organization and with the assistance of workers under the contractor's immediate superintendence and to all work performed on the contract by piecework, station work, or by subcontract.

3. A breach of any of the stipulations contained in these Required Contract Provisions may be sufficient grounds for withholding of progress payments, withholding of final payment, termination of the contract, suspension / debarment or any other action determined to be appropriate by the contracting agency and FHWA.

4. Selection of Labor: During the performance of this contract, the contractor shall not use convict labor for any purpose within the limits of a construction project on a Federal-aid highway unless it is labor performed by convicts who are on parole, supervised release, or probation. The term Federal-aid highway does not include roadways functionally classified as local roads or rural minor collectors.

II. NONDISCRIMINATION

The provisions of this section related to 23 CFR Part 230 are applicable to all Federal-aid construction contracts and to all related construction subcontracts of \$10,000 or more. The provisions of 23 CFR Part 230 are not applicable to material supply, engineering, or architectural service contracts.

In addition, the contractor and all subcontractors must comply with the following policies: Executive Order 11246, 41 CFR 60, 29 CFR 1625-1627, Title 23 USC Section 140, the Rehabilitation Act of 1973, as amended (29 USC 794), Title VI of the Civil Rights Act of 1964, as amended, and related regulations including 49 CFR Parts 21, 26 and 27; and 23 CFR Parts 200, 230, and 633.

The contractor and all subcontractors must comply with: the requirements of the Equal Opportunity Clause in 41 CFR 60-1.4(b) and, for all construction contracts exceeding \$10,000, the Standard Federal Equal Employment Opportunity Construction Contract Specifications in 41 CFR 60-4.3.

Note: The U.S. Department of Labor has exclusive authority to determine compliance with Executive Order 11246 and the policies of the Secretary of Labor including 41 CFR 60, and 29 CFR 1625-1627. The contracting agency and the FHWA have the authority and the responsibility to ensure compliance with Title 23 USC Section 140, the Rehabilitation Act of 1973, as amended (29 USC 794), and Title VI of the Civil Rights Act of 1964, as amended, and related regulations including 49 CFR Parts 21, 26 and 27; and 23 CFR Parts 200, 230, and 633.

The following provision is adopted from 23 CFR 230, Appendix A, with appropriate revisions to conform to the U.S. Department of Labor (US DOL) and FHWA requirements.

1. Equal Employment Opportunity: Equal employment opportunity (EEO) requirements not to discriminate and to take affirmative action to assure equal opportunity as set forth under laws, executive orders, rules, regulations (28 CFR 35, 29 CFR 1630, 29 CFR 1625-1627, 41 CFR 60 and 49 CFR 27) and orders of the Secretary of Labor as modified by the provisions prescribed herein, and imposed pursuant to 23 U.S.C. 140 shall constitute the EEO and specific affirmative action standards for the contractor's project activities under

this contract. The provisions of the Americans with Disabilities Act of 1990 (42 U.S.C. 12101 et seq.) set forth under 28 CFR 35 and 29 CFR 1630 are incorporated by reference in this contract. In the execution of this contract, the contractor agrees to comply with the following minimum specific requirement activities of EEO:

a. The contractor will work with the contracting agency and the Federal Government to ensure that it has made every good faith effort to provide equal opportunity with respect to all of its terms and conditions of employment and in their review of activities under the contract.

b. The contractor will accept as its operating policy the following statement:

"It is the policy of this Company to assure that applicants are employed, and that employees are treated during employment, without regard to their race, religion, sex, color, national origin, age or disability. Such action shall include: employment, upgrading, demotion, or transfer; recruitment or recruitment advertising; layoff or termination; rates of pay or other forms of compensation; and selection for training, including apprenticeship, pre-apprenticeship, and/or on-the-job training."

2. EEO Officer: The contractor will designate and make known to the contracting officers an EEO Officer who will have the responsibility for and must be capable of effectively administering and promoting an active EEO program and who must be assigned adequate authority and responsibility to do so.

3. Dissemination of Policy: All members of the contractor's staff who are authorized to hire, supervise, promote, and discharge employees, or who recommend such action, or who are substantially involved in such action, will be made fully cognizant of, and will implement, the contractor's EEO policy and contractual responsibilities to provide EEO in each grade and classification of employment. To ensure that the above agreement will be met, the following actions will be taken as a minimum:

a. Periodic meetings of supervisory and personnel office employees will be conducted before the start of work and then not less often than once every six months, at which time the contractor's EEO policy and its implementation will be reviewed and explained. The meetings will be conducted by the EEO Officer.

b. All new supervisory or personnel office employees will be given a thorough indoctrination by the EEO Officer, covering all major aspects of the contractor's EEO obligations within thirty days following their reporting for duty with the contractor.

c. All personnel who are engaged in direct recruitment for the project will be instructed by the EEO Officer in the contractor's procedures for locating and hiring minorities and women.

d. Notices and posters setting forth the contractor's EEO policy will be placed in areas readily accessible to employees, applicants for employment and potential employees.

e. The contractor's EEO policy and the procedures to implement such policy will be brought to the attention of employees by means of meetings, employee handbooks, or other appropriate means.

4. Recruitment: When advertising for employees, the contractor will include in all advertisements for employees the notation: "An Equal Opportunity Employer." All such advertisements will be placed in publications having a large circulation among minorities and women in the area from which the project work force would normally be derived.

a. The contractor will, unless precluded by a valid bargaining agreement, conduct systematic and direct recruitment through public and private employee referral sources likely to yield qualified minorities and women. To meet this requirement, the contractor will identify sources of potential minority group employees, and establish with such identified sources procedures whereby minority and women applicants may be referred to the contractor for employment consideration.

b. In the event the contractor has a valid bargaining agreement providing for exclusive hiring hall referrals, the contractor is expected to observe the provisions of that agreement to the extent that the system meets the contractor's compliance with EEO contract provisions. Where implementation of such an agreement has the effect of discriminating against minorities or women, or obligates the contractor to do the same, such implementation violates Federal nondiscrimination provisions.

c. The contractor will encourage its present employees to refer minorities and women as applicants for employment. Information and procedures with regard to referring such applicants will be discussed with employees.

5. Personnel Actions: Wages, working conditions, and employee benefits shall be established and administered, and personnel actions of every type, including hiring, upgrading, promotion, transfer, demotion, layoff, and termination, shall be taken without regard to race, color, religion, sex, national origin, age or disability. The following procedures shall be followed:

a. The contractor will conduct periodic inspections of project sites to insure that working conditions and employee facilities do not indicate discriminatory treatment of project site personnel.

b. The contractor will periodically evaluate the spread of wages paid within each classification to determine any evidence of discriminatory wage practices.

c. The contractor will periodically review selected personnel actions in depth to determine whether there is evidence of discrimination. Where evidence is found, the contractor will promptly take corrective action. If the review indicates that the discrimination may extend beyond the actions reviewed, such corrective action shall include all affected persons.

d. The contractor will promptly investigate all complaints of alleged discrimination made to the contractor in connection with its obligations under this contract, will attempt to resolve such complaints, and will take appropriate corrective action within a reasonable time. If the investigation indicates that the discrimination may affect persons other than the complainant, such corrective action shall include such other persons. Upon completion of each investigation, the contractor will inform every complainant of all of their avenues of appeal.

6. Training and Promotion:

a. The contractor will assist in locating, qualifying, and increasing the skills of minorities and women who are

applicants for employment or current employees. Such efforts should be aimed at developing full journey level status employees in the type of trade or job classification involved.

b. Consistent with the contractor's work force requirements and as permissible under Federal and State regulations, the contractor shall make full use of training programs, i.e., apprenticeship, and on-the-job training programs for the geographical area of contract performance. In the event a special provision for training is provided under this contract, this subparagraph will be superseded as indicated in the special provision. The contracting agency may reserve training positions for persons who receive welfare assistance in accordance with 23 U.S.C. 140(a).

c. The contractor will advise employees and applicants for employment of available training programs and entrance requirements for each.

d. The contractor will periodically review the training and promotion potential of employees who are minorities and women and will encourage eligible employees to apply for such training and promotion.

7. Unions: If the contractor relies in whole or in part upon unions as a source of employees, the contractor will use good faith efforts to obtain the cooperation of such unions to increase opportunities for minorities and women. Actions by the contractor, either directly or through a contractor's association acting as agent, will include the procedures set forth below:

a. The contractor will use good faith efforts to develop, in cooperation with the unions, joint training programs aimed toward qualifying more minorities and women for membership in the unions and increasing the skills of minorities and women so that they may qualify for higher paying employment.

b. The contractor will use good faith efforts to incorporate an EEO clause into each union agreement to the end that such union will be contractually bound to refer applicants without regard to their race, color, religion, sex, national origin, age or disability.

c. The contractor is to obtain information as to the referral practices and policies of the labor union except that to the extent such information is within the exclusive possession of the labor union and such labor union refuses to furnish such information to the contractor, the contractor shall so certify to the contracting agency and shall set forth what efforts have been made to obtain such information.

d. In the event the union is unable to provide the contractor with a reasonable flow of referrals within the time limit set forth in the collective bargaining agreement, the contractor will, through independent recruitment efforts, fill the employment vacancies without regard to race, color, religion, sex, national origin, age or disability; making full efforts to obtain qualified and/or qualifiable minorities and women. The failure of a union to provide sufficient referrals (even though it is obligated to provide exclusive referrals under the terms of a collective bargaining agreement) does not relieve the contractor from the requirements of this paragraph. In the event the union referral practice prevents the contractor from meeting the obligations pursuant to Executive Order 11246, as amended, and these special provisions, such contractor shall immediately notify the contracting agency.

8. Reasonable Accommodation for Applicants / Employees with Disabilities: The contractor must be familiar

with the requirements for and comply with the Americans with Disabilities Act and all rules and regulations established there under. Employers must provide reasonable accommodation in all employment activities unless to do so would cause an undue hardship.

9. Selection of Subcontractors, Procurement of Materials and Leasing of Equipment: The contractor shall not discriminate on the grounds of race, color, religion, sex, national origin, age or disability in the selection and retention of subcontractors, including procurement of materials and leases of equipment. The contractor shall take all necessary and reasonable steps to ensure nondiscrimination in the administration of this contract.

a. The contractor shall notify all potential subcontractors and suppliers and lessors of their EEO obligations under this contract.

b. The contractor will use good faith efforts to ensure subcontractor compliance with their EEO obligations.

10. Assurance Required by 49 CFR 26.13(b):

a. The requirements of 49 CFR Part 26 and the State DOT's U.S. DOT-approved DBE program are incorporated by reference.

b. The contractor or subcontractor shall not discriminate on the basis of race, color, national origin, or sex in the performance of this contract. The contractor shall carry out applicable requirements of 49 CFR Part 26 in the award and administration of DOT-assisted contracts. Failure by the contractor to carry out these requirements is a material breach of this contract, which may result in the termination of this contract or such other remedy as the contracting agency deems appropriate.

11. Records and Reports: The contractor shall keep such records as necessary to document compliance with the EEO requirements. Such records shall be retained for a period of three years following the date of the final payment to the contractor for all contract work and shall be available at reasonable times and places for inspection by authorized representatives of the contracting agency and the FHWA.

a. The records kept by the contractor shall document the following:

(1) The number and work hours of minority and non-minority group members and women employed in each work classification on the project;

(2) The progress and efforts being made in cooperation with unions, when applicable, to increase employment opportunities for minorities and women; and

(3) The progress and efforts being made in locating, hiring, training, qualifying, and upgrading minorities and women;

b. The contractors and subcontractors will submit an annual report to the contracting agency each July for the duration of the project, indicating the number of minority, women, and non-minority group employees currently engaged in each work classification required by the contract work. This information is to be reported on [Form FHWA-1391](#). The staffing data should represent the project work force on board in all or any part of the last payroll period preceding the end of July. If on-the-job training is being required by special provision, the contractor

will be required to collect and report training data. The employment data should reflect the work force on board during all or any part of the last payroll period preceding the end of July.

III. NONSEGREGATED FACILITIES

This provision is applicable to all Federal-aid construction contracts and to all related construction subcontracts of \$10,000 or more.

The contractor must ensure that facilities provided for employees are provided in such a manner that segregation on the basis of race, color, religion, sex, or national origin cannot result. The contractor may neither require such segregated use by written or oral policies nor tolerate such use by employee custom. The contractor's obligation extends further to ensure that its employees are not assigned to perform their services at any location, under the contractor's control, where the facilities are segregated. The term "facilities" includes waiting rooms, work areas, restaurants and other eating areas, time clocks, restrooms, washrooms, locker rooms, and other storage or dressing areas, parking lots, drinking fountains, recreation or entertainment areas, transportation, and housing provided for employees. The contractor shall provide separate or single-user restrooms and necessary dressing or sleeping areas to assure privacy between sexes.

IV. DAVIS-BACON AND RELATED ACT PROVISIONS

This section is applicable to all Federal-aid construction projects exceeding \$2,000 and to all related subcontracts and lower-tier subcontracts (regardless of subcontract size). The requirements apply to all projects located within the right-of-way of a roadway that is functionally classified as Federal-aid highway. This excludes roadways functionally classified as local roads or rural minor collectors, which are exempt. Contracting agencies may elect to apply these requirements to other projects.

The following provisions are from the U.S. Department of Labor regulations in 29 CFR 5.5 "Contract provisions and related matters" with minor revisions to conform to the FHWA-1273 format and FHWA program requirements.

1. Minimum wages

a. All laborers and mechanics employed or working upon the site of the work, will be paid unconditionally and not less often than once a week, and without subsequent deduction or rebate on any account (except such payroll deductions as are permitted by regulations issued by the Secretary of Labor under the Copeland Act (29 CFR part 3)), the full amount of wages and bona fide fringe benefits (or cash equivalents thereof) due at time of payment computed at rates not less than those contained in the wage determination of the Secretary of Labor which is attached hereto and made a part hereof, regardless of any contractual relationship which may be alleged to exist between the contractor and such laborers and mechanics.

Contributions made or costs reasonably anticipated for bona fide fringe benefits under section 1(b)(2) of the Davis-Bacon Act on behalf of laborers or mechanics are considered wages paid to such laborers or mechanics, subject to the provisions

of paragraph 1.d. of this section; also, regular contributions made or costs incurred for more than a weekly period (but not less often than quarterly) under plans, funds, or programs which cover the particular weekly period, are deemed to be constructively made or incurred during such weekly period. Such laborers and mechanics shall be paid the appropriate wage rate and fringe benefits on the wage determination for the classification of work actually performed, without regard to skill, except as provided in 29 CFR 5.5(a)(4). Laborers or mechanics performing work in more than one classification may be compensated at the rate specified for each classification for the time actually worked therein: Provided, That the employer's payroll records accurately set forth the time spent in each classification in which work is performed. The wage determination (including any additional classification and wage rates conformed under paragraph 1.b. of this section) and the Davis-Bacon poster (WH-1321) shall be posted at all times by the contractor and its subcontractors at the site of the work in a prominent and accessible place where it can be easily seen by the workers.

b.(1) The contracting officer shall require that any class of laborers or mechanics, including helpers, which is not listed in the wage determination and which is to be employed under the contract shall be classified in conformance with the wage determination. The contracting officer shall approve an additional classification and wage rate and fringe benefits therefore only when the following criteria have been met:

- (i) The work to be performed by the classification requested is not performed by a classification in the wage determination; and
- (ii) The classification is utilized in the area by the construction industry; and
- (iii) The proposed wage rate, including any bona fide fringe benefits, bears a reasonable relationship to the wage rates contained in the wage determination.

(2) If the contractor and the laborers and mechanics to be employed in the classification (if known), or their representatives, and the contracting officer agree on the classification and wage rate (including the amount designated for fringe benefits where appropriate), a report of the action taken shall be sent by the contracting officer to the Administrator of the Wage and Hour Division, Employment Standards Administration, U.S. Department of Labor, Washington, DC 20210. The Administrator, or an authorized representative, will approve, modify, or disapprove every additional classification action within 30 days of receipt and so advise the contracting officer or will notify the contracting officer within the 30-day period that additional time is necessary.

(3) In the event the contractor, the laborers or mechanics to be employed in the classification or their representatives, and the contracting officer do not agree on the proposed classification and wage rate (including the amount designated for fringe benefits, where appropriate), the contracting officer shall refer the questions, including the views of all interested parties and the recommendation of the contracting officer, to the Wage and Hour Administrator for determination. The Wage and Hour Administrator, or an authorized representative, will issue a determination within 30 days of receipt and so advise the contracting officer or

will notify the contracting officer within the 30-day period that additional time is necessary.

(4) The wage rate (including fringe benefits where appropriate) determined pursuant to paragraphs 1.b.(2) or 1.b.(3) of this section, shall be paid to all workers performing work in the classification under this contract from the first day on which work is performed in the classification.

c. Whenever the minimum wage rate prescribed in the contract for a class of laborers or mechanics includes a fringe benefit which is not expressed as an hourly rate, the contractor shall either pay the benefit as stated in the wage determination or shall pay another bona fide fringe benefit or an hourly cash equivalent thereof.

d. If the contractor does not make payments to a trustee or other third person, the contractor may consider as part of the wages of any laborer or mechanic the amount of any costs reasonably anticipated in providing bona fide fringe benefits under a plan or program. Provided, That the Secretary of Labor has found, upon the written request of the contractor, that the applicable standards of the Davis-Bacon Act have been met. The Secretary of Labor may require the contractor to set aside in a separate account assets for the meeting of obligations under the plan or program.

2. Withholding

The contracting agency shall upon its own action or upon written request of an authorized representative of the Department of Labor, withhold or cause to be withheld from the contractor under this contract, or any other Federal contract with the same prime contractor, or any other federally-assisted contract subject to Davis-Bacon prevailing wage requirements, which is held by the same prime contractor, so much of the accrued payments or advances as may be considered necessary to pay laborers and mechanics, including apprentices, trainees, and helpers, employed by the contractor or any subcontractor the full amount of wages required by the contract. In the event of failure to pay any laborer or mechanic, including any apprentice, trainee, or helper, employed or working on the site of the work, all or part of the wages required by the contract, the contracting agency may, after written notice to the contractor, take such action as may be necessary to cause the suspension of any further payment, advance, or guarantee of funds until such violations have ceased.

3. Payrolls and basic records

a. Payrolls and basic records relating thereto shall be maintained by the contractor during the course of the work and preserved for a period of three years thereafter for all laborers and mechanics working at the site of the work. Such records shall contain the name, address, and social security number of each such worker, his or her correct classification, hourly rates of wages paid (including rates of contributions or costs anticipated for bona fide fringe benefits or cash equivalents thereof of the types described in section 1(b)(2)(B) of the Davis-Bacon Act), daily and weekly number of hours worked, deductions made and actual wages paid. Whenever the Secretary of Labor has found under 29 CFR 5.5(a)(1)(iv) that the wages of any laborer or mechanic include the amount of any costs reasonably anticipated in providing benefits under a plan or program described in section 1(b)(2)(B) of the Davis-

Bacon Act, the contractor shall maintain records which show that the commitment to provide such benefits is enforceable, that the plan or program is financially responsible, and that the plan or program has been communicated in writing to the laborers or mechanics affected, and records which show the costs anticipated or the actual cost incurred in providing such benefits. Contractors employing apprentices or trainees under approved programs shall maintain written evidence of the registration of apprenticeship programs and certification of trainee programs, the registration of the apprentices and trainees, and the ratios and wage rates prescribed in the applicable programs.

b.(1) The contractor shall submit weekly for each week in which any contract work is performed a copy of all payrolls to the contracting agency. The payrolls submitted shall set out accurately and completely all of the information required to be maintained under 29 CFR 5.5(a)(3)(i), except that full social security numbers and home addresses shall not be included on weekly transmittals. Instead the payrolls shall only need to include an individually identifying number for each employee (e.g. , the last four digits of the employee's social security number). The required weekly payroll information may be submitted in any form desired. Optional Form WH-347 is available for this purpose from the Wage and Hour Division Web site at <http://www.dol.gov/esa/whd/forms/wh347instr.htm> or its successor site. The prime contractor is responsible for the submission of copies of payrolls by all subcontractors. Contractors and subcontractors shall maintain the full social security number and current address of each covered worker, and shall provide them upon request to the contracting agency for transmission to the State DOT, the FHWA or the Wage and Hour Division of the Department of Labor for purposes of an investigation or audit of compliance with prevailing wage requirements. It is not a violation of this section for a prime contractor to require a subcontractor to provide addresses and social security numbers to the prime contractor for its own records, without weekly submission to the contracting agency..

(2) Each payroll submitted shall be accompanied by a "Statement of Compliance," signed by the contractor or subcontractor or his or her agent who pays or supervises the payment of the persons employed under the contract and shall certify the following:

(i) That the payroll for the payroll period contains the information required to be provided under §5.5 (a)(3)(ii) of Regulations, 29 CFR part 5, the appropriate information is being maintained under §5.5 (a)(3)(i) of Regulations, 29 CFR part 5, and that such information is correct and complete;

(ii) That each laborer or mechanic (including each helper, apprentice, and trainee) employed on the contract during the payroll period has been paid the full weekly wages earned, without rebate, either directly or indirectly, and that no deductions have been made either directly or indirectly from the full wages earned, other than permissible deductions as set forth in Regulations, 29 CFR part 3;

(iii) That each laborer or mechanic has been paid not less than the applicable wage rates and fringe benefits or cash equivalents for the classification of work performed, as specified in the applicable wage determination incorporated into the contract.

(3) The weekly submission of a properly executed certification set forth on the reverse side of Optional Form WH-347 shall satisfy the requirement for submission of the "Statement of Compliance" required by paragraph 3.b.(2) of this section.

(4) The falsification of any of the above certifications may subject the contractor or subcontractor to civil or criminal prosecution under section 1001 of title 18 and section 231 of title 31 of the United States Code.

c. The contractor or subcontractor shall make the records required under paragraph 3.a. of this section available for inspection, copying, or transcription by authorized representatives of the contracting agency, the State DOT, the FHWA, or the Department of Labor, and shall permit such representatives to interview employees during working hours on the job. If the contractor or subcontractor fails to submit the required records or to make them available, the FHWA may, after written notice to the contractor, the contracting agency or the State DOT, take such action as may be necessary to cause the suspension of any further payment, advance, or guarantee of funds. Furthermore, failure to submit the required records upon request or to make such records available may be grounds for debarment action pursuant to 29 CFR 5.12.

4. Apprentices and trainees

a. Apprentices (programs of the USDOL).

Apprentices will be permitted to work at less than the predetermined rate for the work they performed when they are employed pursuant to and individually registered in a bona fide apprenticeship program registered with the U.S. Department of Labor, Employment and Training Administration, Office of Apprenticeship Training, Employer and Labor Services, or with a State Apprenticeship Agency recognized by the Office, or if a person is employed in his or her first 90 days of probationary employment as an apprentice in such an apprenticeship program, who is not individually registered in the program, but who has been certified by the Office of Apprenticeship Training, Employer and Labor Services or a State Apprenticeship Agency (where appropriate) to be eligible for probationary employment as an apprentice.

The allowable ratio of apprentices to journeymen on the job site in any craft classification shall not be greater than the ratio permitted to the contractor as to the entire work force under the registered program. Any worker listed on a payroll at an apprentice wage rate, who is not registered or otherwise employed as stated above, shall be paid not less than the applicable wage rate on the wage determination for the classification of work actually performed. In addition, any apprentice performing work on the job site in excess of the ratio permitted under the registered program shall be paid not less than the applicable wage rate on the wage determination for the work actually performed. Where a contractor is performing construction on a project in a locality other than that in which its program is registered, the ratios and wage rates (expressed in percentages of the journeyman's hourly rate) specified in the contractor's or subcontractor's registered program shall be observed.

Every apprentice must be paid at not less than the rate specified in the registered program for the apprentice's level of progress, expressed as a percentage of the journeymen hourly

rate specified in the applicable wage determination. Apprentices shall be paid fringe benefits in accordance with the provisions of the apprenticeship program. If the apprenticeship program does not specify fringe benefits, apprentices must be paid the full amount of fringe benefits listed on the wage determination for the applicable classification. If the Administrator determines that a different practice prevails for the applicable apprentice classification, fringes shall be paid in accordance with that determination.

In the event the Office of Apprenticeship Training, Employer and Labor Services, or a State Apprenticeship Agency recognized by the Office, withdraws approval of an apprenticeship program, the contractor will no longer be permitted to utilize apprentices at less than the applicable predetermined rate for the work performed until an acceptable program is approved.

b. Trainees (programs of the USDOL).

Except as provided in 29 CFR 5.16, trainees will not be permitted to work at less than the predetermined rate for the work performed unless they are employed pursuant to and individually registered in a program which has received prior approval, evidenced by formal certification by the U.S. Department of Labor, Employment and Training Administration.

The ratio of trainees to journeymen on the job site shall not be greater than permitted under the plan approved by the Employment and Training Administration.

Every trainee must be paid at not less than the rate specified in the approved program for the trainee's level of progress, expressed as a percentage of the journeyman hourly rate specified in the applicable wage determination. Trainees shall be paid fringe benefits in accordance with the provisions of the trainee program. If the trainee program does not mention fringe benefits, trainees shall be paid the full amount of fringe benefits listed on the wage determination unless the Administrator of the Wage and Hour Division determines that there is an apprenticeship program associated with the corresponding journeyman wage rate on the wage determination which provides for less than full fringe benefits for apprentices. Any employee listed on the payroll at a trainee rate who is not registered and participating in a training plan approved by the Employment and Training Administration shall be paid not less than the applicable wage rate on the wage determination for the classification of work actually performed. In addition, any trainee performing work on the job site in excess of the ratio permitted under the registered program shall be paid not less than the applicable wage rate on the wage determination for the work actually performed.

In the event the Employment and Training Administration withdraws approval of a training program, the contractor will no longer be permitted to utilize trainees at less than the applicable predetermined rate for the work performed until an acceptable program is approved.

c. Equal employment opportunity. The utilization of apprentices, trainees and journeymen under this part shall be in conformity with the equal employment opportunity requirements of Executive Order 11246, as amended, and 29 CFR part 30.

d. Apprentices and Trainees (programs of the U.S. DOT).

Apprentices and trainees working under apprenticeship and skill training programs which have been certified by the Secretary of Transportation as promoting EEO in connection with Federal-aid highway construction programs are not subject to the requirements of paragraph 4 of this Section IV. The straight time hourly wage rates for apprentices and trainees under such programs will be established by the particular programs. The ratio of apprentices and trainees to journeymen shall not be greater than permitted by the terms of the particular program.

5. Compliance with Copeland Act requirements. The contractor shall comply with the requirements of 29 CFR part 3, which are incorporated by reference in this contract.

6. Subcontracts. The contractor or subcontractor shall insert Form FHWA-1273 in any subcontracts and also require the subcontractors to include Form FHWA-1273 in any lower tier subcontracts. The prime contractor shall be responsible for the compliance by any subcontractor or lower tier subcontractor with all the contract clauses in 29 CFR 5.5.

7. Contract termination: debarment. A breach of the contract clauses in 29 CFR 5.5 may be grounds for termination of the contract, and for debarment as a contractor and a subcontractor as provided in 29 CFR 5.12.

8. Compliance with Davis-Bacon and Related Act requirements. All rulings and interpretations of the Davis-Bacon and Related Acts contained in 29 CFR parts 1, 3, and 5 are herein incorporated by reference in this contract.

9. Disputes concerning labor standards. Disputes arising out of the labor standards provisions of this contract shall not be subject to the general disputes clause of this contract. Such disputes shall be resolved in accordance with the procedures of the Department of Labor set forth in 29 CFR parts 5, 6, and 7. Disputes within the meaning of this clause include disputes between the contractor (or any of its subcontractors) and the contracting agency, the U.S. Department of Labor, or the employees or their representatives.

10. Certification of eligibility.

a. By entering into this contract, the contractor certifies that neither it (nor he or she) nor any person or firm who has an interest in the contractor's firm is a person or firm ineligible to be awarded Government contracts by virtue of section 3(a) of the Davis-Bacon Act or 29 CFR 5.12(a)(1).

b. No part of this contract shall be subcontracted to any person or firm ineligible for award of a Government contract by virtue of section 3(a) of the Davis-Bacon Act or 29 CFR 5.12(a)(1).

c. The penalty for making false statements is prescribed in the U.S. Criminal Code, 18 U.S.C. 1001.

V. CONTRACT WORK HOURS AND SAFETY STANDARDS ACT

The following clauses apply to any Federal-aid construction contract in an amount in excess of \$100,000 and subject to the overtime provisions of the Contract Work Hours and Safety Standards Act. These clauses shall be inserted in addition to the clauses required by 29 CFR 5.5(a) or 29 CFR 4.6. As used in this paragraph, the terms laborers and mechanics include watchmen and guards.

1. Overtime requirements. No contractor or subcontractor contracting for any part of the contract work which may require or involve the employment of laborers or mechanics shall require or permit any such laborer or mechanic in any workweek in which he or she is employed on such work to work in excess of forty hours in such workweek unless such laborer or mechanic receives compensation at a rate not less than one and one-half times the basic rate of pay for all hours worked in excess of forty hours in such workweek.

2. Violation; liability for unpaid wages; liquidated damages. In the event of any violation of the clause set forth in paragraph (1.) of this section, the contractor and any subcontractor responsible therefor shall be liable for the unpaid wages. In addition, such contractor and subcontractor shall be liable to the United States (in the case of work done under contract for the District of Columbia or a territory, to such District or to such territory), for liquidated damages. Such liquidated damages shall be computed with respect to each individual laborer or mechanic, including watchmen and guards, employed in violation of the clause set forth in paragraph (1.) of this section, in the sum of \$10 for each calendar day on which such individual was required or permitted to work in excess of the standard workweek of forty hours without payment of the overtime wages required by the clause set forth in paragraph (1.) of this section.

3. Withholding for unpaid wages and liquidated damages. The FHWA or the contracting agency shall upon its own action or upon written request of an authorized representative of the Department of Labor withhold or cause to be withheld, from any moneys payable on account of work performed by the contractor or subcontractor under any such contract or any other Federal contract with the same prime contractor, or any other federally-assisted contract subject to the Contract Work Hours and Safety Standards Act, which is held by the same prime contractor, such sums as may be determined to be necessary to satisfy any liabilities of such contractor or subcontractor for unpaid wages and liquidated damages as provided in the clause set forth in paragraph (2.) of this section.

4. Subcontracts. The contractor or subcontractor shall insert in any subcontracts the clauses set forth in paragraph (1.) through (4.) of this section and also a clause requiring the subcontractors to include these clauses in any lower tier subcontracts. The prime contractor shall be responsible for compliance by any subcontractor or lower tier subcontractor with the clauses set forth in paragraphs (1.) through (4.) of this section.

VI. SUBLETTING OR ASSIGNING THE CONTRACT

This provision is applicable to all Federal-aid construction contracts on the National Highway System.

1. The contractor shall perform with its own organization contract work amounting to not less than 30 percent (or a greater percentage if specified elsewhere in the contract) of the total original contract price, excluding any specialty items designated by the contracting agency. Specialty items may be performed by subcontract and the amount of any such specialty items performed may be deducted from the total original contract price before computing the amount of work required to be performed by the contractor's own organization (23 CFR 635.116).

a. The term "perform work with its own organization" refers to workers employed or leased by the prime contractor, and equipment owned or rented by the prime contractor, with or without operators. Such term does not include employees or equipment of a subcontractor or lower tier subcontractor, agents of the prime contractor, or any other assignees. The term may include payments for the costs of hiring leased employees from an employee leasing firm meeting all relevant Federal and State regulatory requirements. Leased employees may only be included in this term if the prime contractor meets all of the following conditions:

(1) the prime contractor maintains control over the supervision of the day-to-day activities of the leased employees;

(2) the prime contractor remains responsible for the quality of the work of the leased employees;

(3) the prime contractor retains all power to accept or exclude individual employees from work on the project; and

(4) the prime contractor remains ultimately responsible for the payment of predetermined minimum wages, the submission of payrolls, statements of compliance and all other Federal regulatory requirements.

b. "Specialty Items" shall be construed to be limited to work that requires highly specialized knowledge, abilities, or equipment not ordinarily available in the type of contracting organizations qualified and expected to bid or propose on the contract as a whole and in general are to be limited to minor components of the overall contract.

2. The contract amount upon which the requirements set forth in paragraph (1) of Section VI is computed includes the cost of material and manufactured products which are to be purchased or produced by the contractor under the contract provisions.

3. The contractor shall furnish (a) a competent superintendent or supervisor who is employed by the firm, has full authority to direct performance of the work in accordance with the contract requirements, and is in charge of all construction operations (regardless of who performs the work) and (b) such other of its own organizational resources (supervision, management, and engineering services) as the contracting officer determines is necessary to assure the performance of the contract.

4. No portion of the contract shall be sublet, assigned or otherwise disposed of except with the written consent of the contracting officer, or authorized representative, and such consent when given shall not be construed to relieve the contractor of any responsibility for the fulfillment of the contract. Written consent will be given only after the contracting agency has assured that each subcontract is

evidenced in writing and that it contains all pertinent provisions and requirements of the prime contract.

5. The 30% self-performance requirement of paragraph (1) is not applicable to design-build contracts; however, contracting agencies may establish their own self-performance requirements.

VII. SAFETY: ACCIDENT PREVENTION

This provision is applicable to all Federal-aid construction contracts and to all related subcontracts.

1. In the performance of this contract the contractor shall comply with all applicable Federal, State, and local laws governing safety, health, and sanitation (23 CFR 635). The contractor shall provide all safeguards, safety devices and protective equipment and take any other needed actions as it determines, or as the contracting officer may determine, to be reasonably necessary to protect the life and health of employees on the job and the safety of the public and to protect property in connection with the performance of the work covered by the contract.

2. It is a condition of this contract, and shall be made a condition of each subcontract, which the contractor enters into pursuant to this contract, that the contractor and any subcontractor shall not permit any employee, in performance of the contract, to work in surroundings or under conditions which are unsanitary, hazardous or dangerous to his/her health or safety, as determined under construction safety and health standards (29 CFR 1926) promulgated by the Secretary of Labor, in accordance with Section 107 of the Contract Work Hours and Safety Standards Act (40 U.S.C. 3704).

3. Pursuant to 29 CFR 1926.3, it is a condition of this contract that the Secretary of Labor or authorized representative thereof, shall have right of entry to any site of contract performance to inspect or investigate the matter of compliance with the construction safety and health standards and to carry out the duties of the Secretary under Section 107 of the Contract Work Hours and Safety Standards Act (40 U.S.C.3704).

VIII. FALSE STATEMENTS CONCERNING HIGHWAY PROJECTS

This provision is applicable to all Federal-aid construction contracts and to all related subcontracts.

In order to assure high quality and durable construction in conformity with approved plans and specifications and a high degree of reliability on statements and representations made by engineers, contractors, suppliers, and workers on Federal-aid highway projects, it is essential that all persons concerned with the project perform their functions as carefully, thoroughly, and honestly as possible. Willful falsification, distortion, or misrepresentation with respect to any facts related to the project is a violation of Federal law. To prevent any misunderstanding regarding the seriousness of these and similar acts, Form FHWA-1022 shall be posted on each Federal-aid highway project (23 CFR 635) in one or more places where it is readily available to all persons concerned with the project:

18 U.S.C. 1020 reads as follows:

"Whoever, being an officer, agent, or employee of the United States, or of any State or Territory, or whoever, whether a person, association, firm, or corporation, knowingly makes any false statement, false representation, or false report as to the character, quality, quantity, or cost of the material used or to be used, or the quantity or quality of the work performed or to be performed, or the cost thereof in connection with the submission of plans, maps, specifications, contracts, or costs of construction on any highway or related project submitted for approval to the Secretary of Transportation; or

Whoever knowingly makes any false statement, false representation, false report or false claim with respect to the character, quality, quantity, or cost of any work performed or to be performed, or materials furnished or to be furnished, in connection with the construction of any highway or related project approved by the Secretary of Transportation; or

Whoever knowingly makes any false statement or false representation as to material fact in any statement, certificate, or report submitted pursuant to provisions of the Federal-aid Roads Act approved July 1, 1916, (39 Stat. 355), as amended and supplemented;

Shall be fined under this title or imprisoned not more than 5 years or both."

IX. IMPLEMENTATION OF CLEAN AIR ACT AND FEDERAL WATER POLLUTION CONTROL ACT

This provision is applicable to all Federal-aid construction contracts and to all related subcontracts.

By submission of this bid/proposal or the execution of this contract, or subcontract, as appropriate, the bidder, proposer, Federal-aid construction contractor, or subcontractor, as appropriate, will be deemed to have stipulated as follows:

1. That any person who is or will be utilized in the performance of this contract is not prohibited from receiving an award due to a violation of Section 508 of the Clean Water Act or Section 306 of the Clean Air Act.

2. That the contractor agrees to include or cause to be included the requirements of paragraph (1) of this Section X in every subcontract, and further agrees to take such action as the contracting agency may direct as a means of enforcing such requirements.

X. CERTIFICATION REGARDING DEBARMENT, SUSPENSION, INELIGIBILITY AND VOLUNTARY EXCLUSION

This provision is applicable to all Federal-aid construction contracts, design-build contracts, subcontracts, lower-tier subcontracts, purchase orders, lease agreements, consultant contracts or any other covered transaction requiring FHWA approval or that is estimated to cost \$25,000 or more – as defined in 2 CFR Parts 180 and 1200.

1. Instructions for Certification – First Tier Participants:

a. By signing and submitting this proposal, the prospective first tier participant is providing the certification set out below.

b. The inability of a person to provide the certification set out below will not necessarily result in denial of participation in this

covered transaction. The prospective first tier participant shall submit an explanation of why it cannot provide the certification set out below. The certification or explanation will be considered in connection with the department or agency's determination whether to enter into this transaction. However, failure of the prospective first tier participant to furnish a certification or an explanation shall disqualify such a person from participation in this transaction.

c. The certification in this clause is a material representation of fact upon which reliance was placed when the contracting agency determined to enter into this transaction. If it is later determined that the prospective participant knowingly rendered an erroneous certification, in addition to other remedies available to the Federal Government, the contracting agency may terminate this transaction for cause of default.

d. The prospective first tier participant shall provide immediate written notice to the contracting agency to whom this proposal is submitted if any time the prospective first tier participant learns that its certification was erroneous when submitted or has become erroneous by reason of changed circumstances.

e. The terms "covered transaction," "debarred," "suspended," "ineligible," "participant," "person," "principal," and "voluntarily excluded," as used in this clause, are defined in 2 CFR Parts 180 and 1200. "First Tier Covered Transactions" refers to any covered transaction between a grantee or subgrantee of Federal funds and a participant (such as the prime or general contract). "Lower Tier Covered Transactions" refers to any covered transaction under a First Tier Covered Transaction (such as subcontracts). "First Tier Participant" refers to the participant who has entered into a covered transaction with a grantee or subgrantee of Federal funds (such as the prime or general contractor). "Lower Tier Participant" refers any participant who has entered into a covered transaction with a First Tier Participant or other Lower Tier Participants (such as subcontractors and suppliers).

f. The prospective first tier participant agrees by submitting this proposal that, should the proposed covered transaction be entered into, it shall not knowingly enter into any lower tier covered transaction with a person who is debarred, suspended, declared ineligible, or voluntarily excluded from participation in this covered transaction, unless authorized by the department or agency entering into this transaction.

g. The prospective first tier participant further agrees by submitting this proposal that it will include the clause titled "Certification Regarding Debarment, Suspension, Ineligibility and Voluntary Exclusion-Lower Tier Covered Transactions," provided by the department or contracting agency, entering into this covered transaction, without modification, in all lower tier covered transactions and in all solicitations for lower tier covered transactions exceeding the \$25,000 threshold.

h. A participant in a covered transaction may rely upon a certification of a prospective participant in a lower tier covered transaction that is not debarred, suspended, ineligible, or voluntarily excluded from the covered transaction, unless it knows that the certification is erroneous. A participant is responsible for ensuring that its principals are not suspended, debarred, or otherwise ineligible to participate in covered transactions. To verify the eligibility of its principals, as well as the eligibility of any lower tier prospective participants, each participant may, but is not required to, check the Excluded Parties List System website (<https://www.epls.gov/>), which is compiled by the General Services Administration.

i. Nothing contained in the foregoing shall be construed to require the establishment of a system of records in order to render in good faith the certification required by this clause. The knowledge and information of the prospective participant is not required to exceed that which is normally possessed by a prudent person in the ordinary course of business dealings.

j. Except for transactions authorized under paragraph (f) of these instructions, if a participant in a covered transaction knowingly enters into a lower tier covered transaction with a person who is suspended, debarred, ineligible, or voluntarily excluded from participation in this transaction, in addition to other remedies available to the Federal Government, the department or agency may terminate this transaction for cause or default.

2. Certification Regarding Debarment, Suspension, Ineligibility and Voluntary Exclusion – First Tier Participants:

a. The prospective first tier participant certifies to the best of its knowledge and belief, that it and its principals:

(1) Are not presently debarred, suspended, proposed for debarment, declared ineligible, or voluntarily excluded from participating in covered transactions by any Federal department or agency;

(2) Have not within a three-year period preceding this proposal been convicted of or had a civil judgment rendered against them for commission of fraud or a criminal offense in connection with obtaining, attempting to obtain, or performing a public (Federal, State or local) transaction or contract under a public transaction; violation of Federal or State antitrust statutes or commission of embezzlement, theft, forgery, bribery, falsification or destruction of records, making false statements, or receiving stolen property;

(3) Are not presently indicted for or otherwise criminally or civilly charged by a governmental entity (Federal, State or local) with commission of any of the offenses enumerated in paragraph (a)(2) of this certification; and

(4) Have not within a three-year period preceding this application/proposal had one or more public transactions (Federal, State or local) terminated for cause or default.

b. Where the prospective participant is unable to certify to any of the statements in this certification, such prospective participant shall attach an explanation to this proposal.

2. Instructions for Certification - Lower Tier Participants:

(Applicable to all subcontracts, purchase orders and other lower tier transactions requiring prior FHWA approval or estimated to cost \$25,000 or more - 2 CFR Parts 180 and 1200)

a. By signing and submitting this proposal, the prospective lower tier is providing the certification set out below.

b. The certification in this clause is a material representation of fact upon which reliance was placed when this transaction was entered into. If it is later determined that the prospective lower tier participant knowingly rendered an erroneous certification, in addition to other remedies available to the Federal Government, the department, or agency with which

this transaction originated may pursue available remedies, including suspension and/or debarment.

c. The prospective lower tier participant shall provide immediate written notice to the person to which this proposal is submitted if at any time the prospective lower tier participant learns that its certification was erroneous by reason of changed circumstances.

d. The terms "covered transaction," "debarred," "suspended," "ineligible," "participant," "person," "principal," and "voluntarily excluded," as used in this clause, are defined in 2 CFR Parts 180 and 1200. You may contact the person to which this proposal is submitted for assistance in obtaining a copy of those regulations. "First Tier Covered Transactions" refers to any covered transaction between a grantee or subgrantee of Federal funds and a participant (such as the prime or general contract). "Lower Tier Covered Transactions" refers to any covered transaction under a First Tier Covered Transaction (such as subcontracts). "First Tier Participant" refers to the participant who has entered into a covered transaction with a grantee or subgrantee of Federal funds (such as the prime or general contractor). "Lower Tier Participant" refers any participant who has entered into a covered transaction with a First Tier Participant or other Lower Tier Participants (such as subcontractors and suppliers).

e. The prospective lower tier participant agrees by submitting this proposal that, should the proposed covered transaction be entered into, it shall not knowingly enter into any lower tier covered transaction with a person who is debarred, suspended, declared ineligible, or voluntarily excluded from participation in this covered transaction, unless authorized by the department or agency with which this transaction originated.

f. The prospective lower tier participant further agrees by submitting this proposal that it will include this clause titled "Certification Regarding Debarment, Suspension, Ineligibility and Voluntary Exclusion-Lower Tier Covered Transaction," without modification, in all lower tier covered transactions and in all solicitations for lower tier covered transactions exceeding the \$25,000 threshold.

g. A participant in a covered transaction may rely upon a certification of a prospective participant in a lower tier covered transaction that is not debarred, suspended, ineligible, or voluntarily excluded from the covered transaction, unless it knows that the certification is erroneous. A participant is responsible for ensuring that its principals are not suspended, debarred, or otherwise ineligible to participate in covered transactions. To verify the eligibility of its principals, as well as the eligibility of any lower tier prospective participants, each participant may, but is not required to, check the Excluded Parties List System website (<https://www.epls.gov/>), which is compiled by the General Services Administration.

h. Nothing contained in the foregoing shall be construed to require establishment of a system of records in order to render in good faith the certification required by this clause. The knowledge and information of participant is not required to exceed that which is normally possessed by a prudent person in the ordinary course of business dealings.

i. Except for transactions authorized under paragraph e of these instructions, if a participant in a covered transaction knowingly enters into a lower tier covered transaction with a person who is suspended, debarred, ineligible, or voluntarily excluded from participation in this transaction, in addition to other remedies available to the Federal Government, the

department or agency with which this transaction originated may pursue available remedies, including suspension and/or debarment.

* * * * *

Certification Regarding Debarment, Suspension, Ineligibility and Voluntary Exclusion--Lower Tier Participants:

1. The prospective lower tier participant certifies, by submission of this proposal, that neither it nor its principals is presently debarred, suspended, proposed for debarment, declared ineligible, or voluntarily excluded from participating in covered transactions by any Federal department or agency.

2. Where the prospective lower tier participant is unable to certify to any of the statements in this certification, such prospective participant shall attach an explanation to this proposal.

* * * * *

XI. CERTIFICATION REGARDING USE OF CONTRACT FUNDS FOR LOBBYING

This provision is applicable to all Federal-aid construction contracts and to all related subcontracts which exceed \$100,000 (49 CFR 20).

1. The prospective participant certifies, by signing and submitting this bid or proposal, to the best of his or her knowledge and belief, that:

a. No Federal appropriated funds have been paid or will be paid, by or on behalf of the undersigned, to any person for influencing or attempting to influence an officer or employee of any Federal agency, a Member of Congress, an officer or employee of Congress, or an employee of a Member of Congress in connection with the awarding of any Federal contract, the making of any Federal grant, the making of any Federal loan, the entering into of any cooperative agreement, and the extension, continuation, renewal, amendment, or modification of any Federal contract, grant, loan, or cooperative agreement.

b. If any funds other than Federal appropriated funds have been paid or will be paid to any person for influencing or attempting to influence an officer or employee of any Federal agency, a Member of Congress, an officer or employee of Congress, or an employee of a Member of Congress in connection with this Federal contract, grant, loan, or cooperative agreement, the undersigned shall complete and submit Standard Form-LLL, "Disclosure Form to Report Lobbying," in accordance with its instructions.

2. This certification is a material representation of fact upon which reliance was placed when this transaction was made or entered into. Submission of this certification is a prerequisite for making or entering into this transaction imposed by 31 U.S.C. 1352. Any person who fails to file the required certification shall be subject to a civil penalty of not less than \$10,000 and not more than \$100,000 for each such failure.

3. The prospective participant also agrees by submitting its bid or proposal that the participant shall require that the language of this certification be included in all lower tier subcontracts, which exceed \$100,000 and that all such recipients shall certify and disclose accordingly.

**ATTACHMENT A - EMPLOYMENT AND MATERIALS
PREFERENCE FOR APPALACHIAN DEVELOPMENT
HIGHWAY SYSTEM OR APPALACHIAN LOCAL ACCESS
ROAD CONTRACTS**

This provision is applicable to all Federal-aid projects funded under the Appalachian Regional Development Act of 1965.

1. During the performance of this contract, the contractor undertaking to do work which is, or reasonably may be, done as on-site work, shall give preference to qualified persons who regularly reside in the labor area as designated by the DOL wherein the contract work is situated, or the subregion, or the Appalachian counties of the State wherein the contract work is situated, except:

a. To the extent that qualified persons regularly residing in the area are not available.

b. For the reasonable needs of the contractor to employ supervisory or specially experienced personnel necessary to assure an efficient execution of the contract work.

c. For the obligation of the contractor to offer employment to present or former employees as the result of a lawful collective bargaining contract, provided that the number of nonresident persons employed under this subparagraph (1c) shall not exceed 20 percent of the total number of employees employed by the contractor on the contract work, except as provided in subparagraph (4) below.

2. The contractor shall place a job order with the State Employment Service indicating (a) the classifications of the laborers, mechanics and other employees required to perform the contract work, (b) the number of employees required in each classification, (c) the date on which the participant estimates such employees will be required, and (d) any other pertinent information required by the State Employment Service to complete the job order form. The job order may be placed with the State Employment Service in writing or by telephone. If during the course of the contract work, the information submitted by the contractor in the original job order is substantially modified, the participant shall promptly notify the State Employment Service.

3. The contractor shall give full consideration to all qualified job applicants referred to him by the State Employment Service. The contractor is not required to grant employment to any job applicants who, in his opinion, are not qualified to perform the classification of work required.

4. If, within one week following the placing of a job order by the contractor with the State Employment Service, the State Employment Service is unable to refer any qualified job applicants to the contractor, or less than the number requested, the State Employment Service will forward a certificate to the contractor indicating the unavailability of applicants. Such certificate shall be made a part of the contractor's permanent project records. Upon receipt of this certificate, the contractor may employ persons who do not normally reside in the labor area to fill positions covered by the certificate, notwithstanding the provisions of subparagraph (1c) above.

5. The provisions of 23 CFR 633.207(e) allow the contracting agency to provide a contractual preference for the use of mineral resource materials native to the Appalachian region.

6. The contractor shall include the provisions of Sections 1 through 4 of this Attachment A in every subcontract for work which is, or reasonably may be, done as on-site work.

**KENTUCKY TRANSPORTATION CABINET
DEPARTMENT OF HIGHWAYS**

**EMPLOYMENT REQUIREMENTS
RELATING TO
NONDISCRIMINATION OF EMPLOYEES
(APPLICABLE TO FEDERAL-AID SYSTEM CONTRACTS)**

**AN ACT OF THE KENTUCKY GENERAL ASSEMBLY
TO PREVENT DISCRIMINATION IN EMPLOYMENT**

**KRS CHAPTER 344
EFFECTIVE JUNE 16, 1972**

The contract on this project, in accordance with KRS Chapter 344, provides that during the performance of this contract, the contractor agrees as follows:

1. The contractor shall not fail or refuse to hire, or shall not discharge any individual, or otherwise discriminate against an individual with respect to his compensation, terms, conditions, or privileges of employment, because of such individual's race, color, religion, national origin, sex, disability or age (forty and above); or limit, segregate, or classify his employees in any way which would deprive or tend to deprive an individual of employment opportunities or otherwise adversely affect his status as an employee, because of such individual's race, color, religion, national origin, sex, disability or age forty (40) and over. The contractor agrees to post in conspicuous places, available to employees and applicants for employment, notices to be provided setting forth the provisions of this nondiscrimination clause.

2. The contractor shall not print or publish or cause to be printed or published a notice or advertisement relating to employment by such an employer or membership in or any classification or referral for employment by the employment agency, indicating any preference, limitation, specification, or discrimination, based on race, color, religion, national origin, sex, or age forty (40) and over, or because the person is a qualified individual with a disability, except that such a notice or advertisement may indicate a preference, limitation, or specification based on religion, national origin, sex, or age forty (40) and over, or because the person is a qualified individual with a disability, when religion, national origin, sex, or age forty (40) and over, or because the person is a qualified individual with a disability, is a bona fide occupational qualification for employment.

3. If the contractor is in control of apprenticeship or other training or retraining, including on-the-job training programs, he shall not discriminate against an individual because of his race, color, religion, national origin, sex, disability or age forty (40) and over, in admission to, or employment in any program established to provide apprenticeship or other training.

4. The contractor will send to each labor union or representative of workers with which he has a collective bargaining agreement or other contract or understanding, a notice to be provided advising the said labor union or workers' representative of the contractor's commitments under this section, and shall post copies of the notice in conspicuous places available to employees and applicants for employment. The contractor will take such action with respect to any subcontract or purchase order as the administering agency may direct as a means of enforcing such provisions, including sanctions for non-compliance.

Revised: January 25, 2017

Standard Title VI/Non-Discrimination Assurances

During the performance of this contract, the contractor, for itself, its assignees, and successors in interest (hereinafter referred to as the "contractor") agrees as follows:

1. **Compliance with Regulations:** The contractor (hereinafter includes consultants) will comply with the Acts and the Regulations relative to Non-discrimination in Federally-assisted programs of the U.S. Department of Transportation, **Federal Highway Administration**, as they may be amended from time to time, which are herein incorporated by reference and made a part of this contract.
2. **Non-discrimination:** The contractor, with regard to the work performed by it during the contract, will not discriminate on the grounds of race, color, or national origin in the selection and retention of subcontractors, including procurements of materials and leases of equipment. The contractor will not participate directly or indirectly in the discrimination prohibited by the Acts and the Regulations, including employment practices when the contract covers any activity, project, or program set forth in Appendix B of 49 CFR Part 21.
3. **Solicitations for Subcontracts, Including Procurements of Materials and Equipment:** In all solicitations, either by competitive bidding, or negotiation made by the contractor for work to be performed under a subcontract, including procurements of materials, or leases of equipment, each potential subcontractor or supplier will be notified by the contractor of the contractor's obligations under this contract and the Acts and the Regulations relative to Non-discrimination on the grounds of race, color, or national origin.
4. **Information and Reports:** The contractor will provide all information and reports required by the Acts, the Regulations, and directives issued pursuant thereto and will permit access to its books, records, accounts, other sources of information, and its facilities as may be determined by the Recipient or the **Federal Highway Administration** to be pertinent to ascertain compliance with such Acts, Regulations, and instructions. Where any information required of a contractor is in the exclusive possession of another who fails or refuses to furnish the information, the contractor will so certify to the Recipient or the **Federal Highway Administration**, as appropriate, and will set forth what efforts it has made to obtain the information.
5. **Sanctions for Noncompliance:** In the event of a contractor's noncompliance with the Non-discrimination provisions of this contract, the Recipient will impose such contract sanctions as it or the **Federal Highway Administration** may determine to be appropriate, including, but not limited to:
 - a. withholding payments to the contractor under the contract until the contractor complies; and/or
 - b. cancelling, terminating, or suspending a contract, in whole or in part.
6. **Incorporation of Provisions:** The contractor will include the provisions of paragraphs one through six in every subcontract, including procurements of materials and leases of equipment, unless exempt by the Acts, the Regulations and directives issued pursuant thereto. The contractor will take action with respect to any subcontract or procurement as the Recipient or the **Federal Highway Administration** may direct as a means of enforcing such provisions including sanctions for noncompliance. Provided, that if the contractor becomes involved in, or is threatened with litigation by a subcontractor, or supplier because of such direction, the contractor may request the Recipient to enter into any litigation to protect the interests of the Recipient. In addition, the contractor may request the United States to enter into the litigation to protect the interests of the United States.

Standard Title VI/Non-Discrimination Statutes and Authorities

During the performance of this contract, the contractor, for itself, its assignees, and successors in interest (hereinafter referred to as the “contractor”) agrees to comply with the following non-discrimination statutes and authorities; including but not limited to:

- Title VI of the Civil Rights Act of 1964 (42 U.S.C. § 2000d *et seq.*, 78 stat. 252), (prohibits discrimination on the basis of race, color, national origin); and 49 CFR Part 21;
- The Uniform Relocation Assistance and Real Property Acquisition Policies Act of 1970, (42 U.S.C. § 4601), (prohibits unfair treatment of persons displaced or whose property has been acquired because of Federal or Federal-aid programs and projects);
- Federal-Aid Highway Act of 1973, (23 U.S.C. § 324 *et seq.*), (prohibits discrimination on the basis of sex);
- Section 504 of the Rehabilitation Act of 1973, (29 U.S.C. § 794 *et seq.*), as amended, (prohibits discrimination on the basis of disability); and 49 CFR Part 27;
- The Age Discrimination Act of 1975, as amended, (42 U.S.C. § 6101 *et seq.*), (prohibits discrimination on the basis of age);
- Airport and Airway Improvement Act of 1982, (49 USC § 471, Section 47123), as amended, (prohibits discrimination based on race, creed, color, national origin, or sex);
- The Civil Rights Restoration Act of 1987, (PL 100-209), (Broadened the scope, coverage and applicability of Title VI of the Civil Rights Act of 1964, The Age Discrimination Act of 1975 and Section 504 of the Rehabilitation Act of 1973, by expanding the definition of the terms “programs or activities” to include all of the programs or activities of the Federal-aid recipients, sub-recipients and contractors, whether such programs or activities are Federally funded or not);
- Titles II and III of the Americans with Disabilities Act, which prohibit discrimination on the basis of disability in the operation of public entities, public and private transportation systems, places of public accommodation, and certain testing entities (42 U.S.C. §§ 12131 -- 12189) as implemented by Department of Transportation regulations at 49 C.F.R. parts 37 and 38;
- The Federal Aviation Administration’s Non-discrimination statute (49 U.S.C. § 47123) (prohibits discrimination on the basis of race, color, national origin, and sex);
- Executive Order 12898, Federal Actions to Address Environmental Justice in Minority Populations and Low-Income Populations, which ensures non-discrimination against minority populations by discouraging programs, policies, and activities with disproportionately high and adverse human health or environmental effects on minority and low-income populations;
- Executive Order 13166, Improving Access to Services for Persons with Limited English Proficiency, and resulting agency guidance, national origin discrimination includes discrimination because of limited English proficiency (LEP). To ensure compliance with Title VI, you must take reasonable steps to ensure that LEP persons have meaningful access to your programs (70 Fed. Reg. at 74087 to 74100);
- Title IX of the Education Amendments of 1972, as amended, which prohibits you from discriminating because of sex in education programs or activities (20 U.S.C. 1681 *et seq.*)

EXECUTIVE BRANCH CODE OF ETHICS

In the 1992 regular legislative session, the General Assembly passed and Governor Brereton Jones signed Senate Bill 63 (codified as KRS 11A), the Executive Branch Code of Ethics, which states, in part:

KRS 11A.040 (7) provides:

No present or former public servant shall, within six (6) months following termination of his office or employment, accept employment, compensation, or other economic benefit from any person or business that contracts or does business with, or is regulated by, the state in matters in which he was directly involved during the last thirty-six (36) months of his tenure. This provision shall not prohibit an individual from returning to the same business, firm, occupation, or profession in which he was involved prior to taking office or beginning his term of employment, or for which he received, prior to his state employment, a professional degree or license, provided that, for a period of six (6) months, he personally refrains from working on any matter in which he was directly involved during the last thirty-six (36) months of his tenure in state government. This subsection shall not prohibit the performance of ministerial functions, including but not limited to filing tax returns, filing applications for permits or licenses, or filing incorporation papers, nor shall it prohibit the former officer or public servant from receiving public funds disbursed through entitlement programs.

KRS 11A.040 (9) states:

A former public servant shall not represent a person or business before a state agency in a matter in which the former public servant was directly involved during the last thirty-six (36) months of his tenure, for a period of one (1) year after the latter of:

- a) The date of leaving office or termination of employment; or
- b) The date the term of office expires to which the public servant was elected.

This law is intended to promote public confidence in the integrity of state government and to declare as public policy the idea that state employees should view their work as a public trust and not as a way to obtain private benefits.

If you have worked for the executive branch of state government within the past six months, you may be subject to the law's prohibitions. The law's applicability may be different if you hold elected office or are contemplating representation of another before a state agency.

Also, if you are affiliated with a firm which does business with the state and which employs former state executive-branch employees, you should be aware that the law may apply to them.

In case of doubt, the law permits you to request an advisory opinion from the Executive Branch Ethics Commission, 3 Fountain Place, Frankfort, Kentucky 40601; telephone (502) 564-7954.

Revised: January 27, 2017

General Decision Number: KY190107 01/04/2019 KY107

Superseded General Decision Number: KY20180187

State: Kentucky

Construction Type: Highway

Counties: Adair, Barren, Bell, Breathitt, Casey, Clay, Clinton, Cumberland, Estill, Floyd, Garrard, Green, Harlan, Hart, Jackson, Johnson, Knott, Knox, Laurel, Lawrence, Lee, Leslie, Letcher, Lincoln, Magoffin, Martin, McCreary, Menifee, Metcalfe, Monroe, Morgan, Owsley, Perry, Pike, Powell, Pulaski, Rockcastle, Russell, Taylor, Wayne, Whitley and Wolfe Counties in Kentucky.

HIGHWAY CONSTRUCTION PROJECTS

Note: Under Executive Order (EO) 13658, an hourly minimum wage of \$10.60 for calendar year 2019 applies to all contracts subject to the Davis-Bacon Act for which the contract is awarded (and any solicitation was issued) on or after January 1, 2015. If this contract is covered by the EO, the contractor must pay all workers in any classification listed on this wage determination at least \$10.60 per hour (or the applicable wage rate listed on this wage determination, if it is higher) for all hours spent performing on the contract in calendar year 2019. If this contract is covered by the EO and a classification considered necessary for performance of work on the contract does not appear on this wage determination, the contractor must pay workers in that classification at least the wage rate determined through the conformance process set forth in 29 CFR 5.5(a)(1)(ii) (or the EO minimum wage rate, if it is higher than the conformed wage rate). The EO minimum wage rate will be adjusted annually. Please note that this EO applies to the above-mentioned types of contracts entered into by the federal government that are subject to the Davis-Bacon Act itself, but it does not apply to contracts subject only to the Davis-Bacon Related Acts, including those set forth at 29 CFR 5.1(a)(2)-(60). Additional information on contractor requirements and worker protections under the EO is available at www.dol.gov/whd/govcontracts.

Modification Number	Publication Date
0	01/04/2019

SUKY2015-047 10/20/2015

	Rates	Fringes
BOILERMAKER.....	\$ 24.65	12.94
BRICKLAYER		
Bricklayer.....	\$ 22.90	8.50

Stone Mason.....\$ 21.50 8.50

CARPENTER

Carpenter.....\$ 24.90 14.50
Piledriver.....\$ 24.55 14.50

CEMENT MASON.....\$ 21.25 8.50

ELECTRICIAN

Electrician.....\$ 29.36 10.55
Equipment Operator.....\$ 26.90 10.31
Groundsman.....\$ 17.79 8.51
Lineman.....\$ 30.09 10.94

When workmen are required to work from bosum chairs, trusses, stacks, tanks, scaffolds, catwalks, radio and T.V. towers, structural steel (open, unprotected, unfloored raw steel), and bridges or similar hazardous locations where workmen are subject to fall, except where using JLG's and bucket trucks up to 75 feet: Add 25% to workman's base rate for 50 to 75 feet, and add 50% to workman's base rate for over 75 feet.

IRONWORKER.....\$ 27.56 20.57

LABORER

Group 1.....\$ 21.80 12.36
Group 2.....\$ 22.05 12.36
Group 3.....\$ 22.10 12.36
Group 4.....\$ 22.70 12.36

GROUP 1: Aging and Curing of Concrete (Any Mode or Method), Asbestos Abatement Worker, Asphalt Plant Laborers, Asphalt Laborers, Batch Truck Dumpers, Carpenter Tenders, Cement Mason Tenders, Cleaning of Machines, Concrete Laborers, Demolition Laborers, Dredging Laborers, Drill Tender, Environmental Laborer - Nuclear, Radiation, Toxic and Hazardous Waste - Level D, Flagmen, Grade Checkers, All Hand Digging and Hand Back Filling, Highway Marker Placers, Landscaping Laborers, Mesh Handlers and Placers, Puddler, Railroad Laborers, Rip-rap and Grouters, Right of Way Laborers, Sign, Guard Rail and Fence Installers (All Types), Signalmen, Sound Barrier Installer, Storm and Sanitary Sewer Laborers, Swampers, Truck Spotters and Dumpers, Wrecking of Concrete Forms, General Cleanup

GROUP 2: Batter Board Men (Sanitary and Storm Sewer), Brickmason Tenders, Mortar Mixer Operator, Scaffold Builders, Burner and Welder, Bushammers, Chain Saw Operator, Concrete Saw Operators, Deckhand Scow Man, Dry Cement Handlers, Environmental Laborers - Nuclear, Radiation, Toxic and Hazardous Waste - Level C, Forklift Operators for Masonry, Form Setters, Green Concrete Cutting, Hand Operated Grouter and Grinder Machine Operator, Jack Hammers, Lead Paint Abatement, Pavement Breakers, Paving Joint Machine, Pipe Layers - Laser Operators (Non-metallic), Plastic Pipe Fusion, Power Driven Georgia Buggy and Wheel Barrow, Power Post Hole Diggers, Precast Manhole Setters, Walk-behind Tampers, Walk-behind Trenchers, Sand Blasters, Concrete Chippers, Surface Grinders, Vibrator Operators, Wagon Drillers

GROUP 3: Air Track Driller (All Types), Asphalt Luteman and Rakers, Gunnite Nozzleman, Gunnite Operators and Mixers, Grout

Pump Operator, Powderman and Blaster, Side Rail Setters, Rail Paved Ditches, Screw Operators, Tunnel Laborers (Free Air), Water Blasters

GROUP 4: Caisson Workers (Free Air), Cement Finishers, Environmental Laborer - Nuclear, Radiation, Toxic and Hazardous Waste - Level A and B, miners and Drillers (Free Air), Tunnel Blasters, and Tunnel Mockers (Free Air), Directional and Horizontal Boring, Air Track Drillers (All Types), Powder Man and Blasters, Troxler and Concrete Tester if Laborer is Utilized

PAINTER

All Excluding Bridges.....	\$ 19.92	9.57
Bridges.....	\$ 23.92	10.07

PLUMBER.....\$ 22.52 7.80

POWER EQUIPMENT OPERATOR:

Group 1.....	\$ 29.95	14.40
Group 2.....	\$ 29.95	14.40
Group 3.....	\$ 27.26	14.40
Group 4.....	\$ 26.96	14.40

GROUP 1: Auto Patrol, Batcher Plant, Bituminous Paver, Cable-Way, Clamshell, Concrete Mixer (21 cu ft or over), Concrete Pump, Crane, Crusher Plant, Derrick, Derrick Boat, Ditching and Trenching Machine, Dragline, Dredge Engineer, Elevator (regardless of ownership when used for hoisting any building material), Elevating Grader and all types of Loaders, Hoe-type Machine, Hoisting Engine, Locomotive, LeTourneau or Carry-all Scoop, Bulldozer, Mechanic, Orangepeel Bucket, Piledriver, Power Blade, Roller (Bituminous), Roller (Earth), Roller (Rock), Scarifier, Shovel, Tractor Shovel, Truck Crane, Well Point, Winch Truck, Push Dozer, Grout Pump, High Lift, Fork Lift (regardless of lift height), all types of Boom Cats, Multiple Operator, Core Drill, Tow or Push Boat, A-Frame Winch Truck, Concrete Paver, Grade-All, Hoist, Hyster, Material Pump, Pumpcrete, Ross Carrier, Sheepfoot, Sideboom, Throttle-Valve Man, Rotary Drill, Power Generator, Mucking Machine, Rock Spreader attached to Equipment, Scoopmobile, KeCal Loader, Tower Cranes, (French, German and other types), Hydrocrane, Tugger, Backfiller Gurries, Self-propelled Compactor, Self-Contained Hydraulic Percussion Drill

GROUP 2: All Air Compressors (200 cu ft/min or greater), Bituminous Mixer, Concrete Mixer (21 cu. ft. or over), Welding Machine, Form Grader, Tractor (50 hp and over), Bull Float, Finish Machine, Outboard Motor Boat, Brakeman, Mechanic Tender, Whirly Oiler, Tract-air, Road Widening Trencher, Articulating Trucks

GROUP 3: Greaser on Grease Facilities servicing Heavy Equipment

GROUP 4: Bituminous Distributor, Cement Gun, Conveyor, Mud Jack, Paving Joint Machine, Pump, Tamping Machine, Tractor (under 50 hp), Vibrator, Oiler, Air Compressor (under 200 cu ft per minute), Concrete Saw, Burlap and Curing Machine, Hydro Seeder, Power Form Handling Equipment, Deckhand Oiler, Hydraulic Post Driver

SHEET METAL WORKER.....	\$ 20.40	7.80
TRUCK DRIVER		
Driver (3 Tons and Over), Driver (Truck Mounted Rotary Drill).....	\$ 23.74	14.50
Driver (3 Tons and Under), Tire Changer and Truck Mechanic Tender.....	\$ 23.53	14.50
Driver (Semi-Trailer or Pole Trailer), Driver (Dump Truck, Tandem Axle), Driver of Distributor.....	\$ 23.40	14.50
Driver on Mixer Trucks (All Types).....	\$ 23.45	14.50
Driver on Pavement Breakers.	\$ 23.55	14.50
Driver, Euclid and Other Heavy Earth Moving Equipment and Low Boy.....	\$ 24.31	14.50
Driver, Winch Truck and A- Frame when used in Transporting Materials.....	\$ 23.30	14.50
Greaser on Greasing Facilities.....	\$ 24.40	14.50
Truck Mechanic.....	\$ 23.50	14.50
Truck Tender and Warehouseman.....	\$ 23.20	14.50

WELDERS - Receive rate prescribed for craft performing
operation to which welding is incidental.

=====
Note: Executive Order (EO) 13706, Establishing Paid Sick Leave
for Federal Contractors applies to all contracts subject to the
Davis-Bacon Act for which the contract is awarded (and any
solicitation was issued) on or after January 1, 2017. If this
contract is covered by the EO, the contractor must provide
employees with 1 hour of paid sick leave for every 30 hours
they work, up to 56 hours of paid sick leave each year.
Employees must be permitted to use paid sick leave for their
own illness, injury or other health-related needs, including
preventive care; to assist a family member (or person who is
like family to the employee) who is ill, injured, or has other
health-related needs, including preventive care; or for reasons
resulting from, or to assist a family member (or person who is
like family to the employee) who is a victim of, domestic
violence, sexual assault, or stalking. Additional information
on contractor requirements and worker protections under the EO
is available at www.dol.gov/whd/govcontracts.

Unlisted classifications needed for work not included within
the scope of the classifications listed may be added after
award only as provided in the labor standards contract clauses
(29CFR 5.5 (a) (1) (ii)).

The body of each wage determination lists the classification and wage rates that have been found to be prevailing for the cited type(s) of construction in the area covered by the wage determination. The classifications are listed in alphabetical order of "identifiers" that indicate whether the particular rate is a union rate (current union negotiated rate for local), a survey rate (weighted average rate) or a union average rate (weighted union average rate).

Union Rate Identifiers

A four letter classification abbreviation identifier enclosed in dotted lines beginning with characters other than "SU" or "UAVG" denotes that the union classification and rate were prevailing for that classification in the survey. Example: PLUM0198-005 07/01/2014. PLUM is an abbreviation identifier of the union which prevailed in the survey for this classification, which in this example would be Plumbers. 0198 indicates the local union number or district council number where applicable, i.e., Plumbers Local 0198. The next number, 005 in the example, is an internal number used in processing the wage determination. 07/01/2014 is the effective date of the most current negotiated rate, which in this example is July 1, 2014.

Union prevailing wage rates are updated to reflect all rate changes in the collective bargaining agreement (CBA) governing this classification and rate.

Survey Rate Identifiers

Classifications listed under the "SU" identifier indicate that no one rate prevailed for this classification in the survey and the published rate is derived by computing a weighted average rate based on all the rates reported in the survey for that classification. As this weighted average rate includes all rates reported in the survey, it may include both union and non-union rates. Example: SULA2012-007 5/13/2014. SU indicates the rates are survey rates based on a weighted average calculation of rates and are not majority rates. LA indicates the State of Louisiana. 2012 is the year of survey on which these classifications and rates are based. The next number, 007 in the example, is an internal number used in producing the wage determination. 5/13/2014 indicates the survey completion date for the classifications and rates under that identifier.

Survey wage rates are not updated and remain in effect until a new survey is conducted.

Union Average Rate Identifiers

Classification(s) listed under the UAVG identifier indicate that no single majority rate prevailed for those classifications; however, 100% of the data reported for the classifications was union data. EXAMPLE: UAVG-OH-0010 08/29/2014. UAVG indicates that the rate is a weighted union average rate. OH indicates the state. The next number, 0010 in the example, is an internal number used in producing the wage

determination. 08/29/2014 indicates the survey completion date for the classifications and rates under that identifier.

A UAVG rate will be updated once a year, usually in January of each year, to reflect a weighted average of the current negotiated/CBA rate of the union locals from which the rate is based.

WAGE DETERMINATION APPEALS PROCESS

1.) Has there been an initial decision in the matter? This can be:

- * an existing published wage determination
- * a survey underlying a wage determination
- * a Wage and Hour Division letter setting forth a position on a wage determination matter
- * a conformance (additional classification and rate) ruling

On survey related matters, initial contact, including requests for summaries of surveys, should be with the Wage and Hour Regional Office for the area in which the survey was conducted because those Regional Offices have responsibility for the Davis-Bacon survey program. If the response from this initial contact is not satisfactory, then the process described in 2.) and 3.) should be followed.

With regard to any other matter not yet ripe for the formal process described here, initial contact should be with the Branch of Construction Wage Determinations. Write to:

Branch of Construction Wage Determinations
Wage and Hour Division
U.S. Department of Labor
200 Constitution Avenue, N.W.
Washington, DC 20210

2.) If the answer to the question in 1.) is yes, then an interested party (those affected by the action) can request review and reconsideration from the Wage and Hour Administrator (See 29 CFR Part 1.8 and 29 CFR Part 7). Write to:

Wage and Hour Administrator
U.S. Department of Labor
200 Constitution Avenue, N.W.
Washington, DC 20210

The request should be accompanied by a full statement of the interested party's position and by any information (wage payment data, project description, area practice material, etc.) that the requestor considers relevant to the issue.

3.) If the decision of the Administrator is not favorable, an interested party may appeal directly to the Administrative Review Board (formerly the Wage Appeals Board). Write to:

Administrative Review Board
U.S. Department of Labor
200 Constitution Avenue, N.W.
Washington, DC 20210

4.) All decisions by the Administrative Review Board are final.

=====
END OF GENERAL DECISION

Fringe benefit amounts are applicable for all hours worked except when otherwise noted.

No laborer, workman or mechanic shall be paid at a rate less than that of a Journeyman except those classified as bona fide apprentices.

Apprentices or trainees shall be permitted to work as such subject to Administrative Regulations adopted by the Commissioner of Workplace Standards. Copies of these regulations will be furnished upon request from any interested person.

Before using apprentices on the job the contractor shall present to the Contracting Officer written evidence of registration of such employees in a program of a State apprenticeship and training agency approved and recognized by the U. S. Bureau of Apprenticeship and Training. In the absence of such a State agency, the contractor shall submit evidence of approval and registration by the U. S. Bureau of Apprenticeship and Training.

The contractor shall submit to the Contracting Officer, written evidence of the established apprenticeship-journeyman ratios and wage rates in the project area, which will be the basis for establishing such ratios and rates for the project under the applicable contract provisions.

TO: EMPLOYERS/EMPLOYEES

PREVAILING WAGE SCHEDULE:

The wages indicated on this wage schedule are the least permitted to be paid for the occupations indicated. When an employee works in more than one classification, the employer must record the number of hours worked in each classification at the prescribed hourly base rate.

OVERTIME:

Overtime is to be paid to an employee at a rate not less than one and one-half times the basic rate of pay for all hours worked in excess of forty (40) hours in such workweek. Wage violations or questions should be directed to the designated Engineer or the undersigned.

Director
Division of Construction Procurement
Frankfort, Kentucky 40622
502-564-3500

**NOTICE OF REQUIREMENT FOR AFFIRMATIVE ACTION
TO ENSURE EQUAL EMPLOYMENT OPPORTUNITY
(Executive Order 11246)**

1. The Offeror's or Bidder's attention is called to the "Equal Opportunity Clause" and the "Standard Federal Equal Employment Specifications" set forth herein.
2. The goals and timetables for minority and female participation, expressed in percentage terms for the Contractor's aggregate work force in each trade on all construction work in the covered area, are as follows:

GOALS FOR MINORITY PARTICIPATION IN EACH TRADE	GOALS FOR FEMALE PARTICIPATION IN EACH TRADE
7.0%	6.9%

These goals are applicable to all the Contractor's construction work (whether or not it is Federal or federally-assisted) performed in the covered area. If the contractor performs construction work in a geographical area located outside of the covered area, it shall apply the goals established for such geographical area where the work is actually performed. With regard to this second area, the contractor also is subject to the goals for both its federally involved and non-federally involved construction.

The Contractor's compliance with the Executive Order and the regulations in CFR Part 60-4 shall be based on its implementation of the Equal Opportunity Clause, specific affirmative action obligations required by the specifications set forth in 41 CFR 60-4, 3(a), and its efforts to meet the goals. The hours of minority and female employment and training must be substantially uniform throughout the length of the contract, and in each trade, and the contractor shall make a good faith effort to employ minorities and women evenly on each of its projects. The transfer of minority or female employees or trainees from Contractor to Contractor or from project to project for the sole purpose of meeting the Contractor's goals shall be a violation of the contract, the Executive Order and the regulations in 41 CFR Part 60-4. Compliance with the goals will be measured against the total work hours performed.

3. The Contractor shall provide written notification to the Director of the Office of Federal Contract Compliance Programs within ten (10) working days of award of any construction subcontract in excess of \$10,000.00 at any tier for construction work under the contract resulting from this solicitation. The notification shall list the name, address and telephone number of the subcontractor; employer identification number of the subcontractor; estimated dollar amount of the subcontract; estimated starting and completion dates of the subcontract; and the geographical area in which the subcontract is to be performed. The notification shall be mailed to:

**Evelyn Teague, Regional Director
Office of Federal Contract Compliance Programs
61 Forsyth Street, SW, Suite 7B75
Atlanta, Georgia 30303-8609**

4. As used in this Notice, and in the contract resulting from this solicitation, the "**covered area**" is Green County.

PART IV
INSURANCE

INSURANCE

The Contractor shall procure and maintain the following insurance in addition to the insurance required by law:

- 1) Commercial General Liability-Occurrence form – not less than \$2,000,000 General aggregate, \$2,000,000 Products & Completed Aggregate, \$1,000,000 Personal & Advertising, \$1,000,000 each occurrence.
- 2) Automobile Liability- \$1,000,000 per accident
- 3) Employers Liability:
 - a) \$100,000 Each Accident Bodily Injury
 - b) \$500,000 Policy limit Bodily Injury by Disease
 - c) \$100,000 Each Employee Bodily Injury by Disease
- 4) The insurance required above must be evidenced by a Certificate of Insurance and this Certificate of Insurance must contain one of the following statements:
 - a) "policy contains no deductible clauses."
 - b) "policy contains _____ (amount) deductible property damage clause but company will pay claim and collect the deductible from the insured."
- 5) KENTUCKY WORKMEN'S COMPENSATION INSURANCE. The contractor shall furnish evidence of coverage of all his employees or give evidence of self-insurance by submitting a copy of a certificate issued by the Workmen's Compensation Board.

The cost of insurance is incidental to all contract items. All subcontractors must meet the same minimum insurance requirements.

PART V
BID ITEMS

PROPOSAL BID ITEMS

195103

Page 1 of 2

Report Date 6/14/19

Section: 0001 - BRIDGE - 044B00013N

LINE	BID CODE	ALT	DESCRIPTION	QUANTITY	UNIT	UNIT PRIC	FP	AMOUNT
0010	00003		CRUSHED STONE BASE	362.00	TON		\$	
0020	00100		ASPHALT SEAL AGGREGATE	7.00	TON		\$	
0030	00103		ASPHALT SEAL COAT	1.00	TON		\$	
0040	00190		LEVELING & WEDGING PG64-22	20.00	TON		\$	
0050	00212		CL2 ASPH BASE 1.00D PG64-22	156.00	TON		\$	
0060	00301		CL2 ASPH SURF 0.38D PG64-22	96.00	TON		\$	
0070	00356		ASPHALT MATERIAL FOR TACK	.30	TON		\$	
0080	01987		DELINEATOR FOR GUARDRAIL BI DIRECTIONAL WHITE	8.00	EACH		\$	
0090	02223		GRANULAR EMBANKMENT	1,063.00	CUYD		\$	
0100	02231		STRUCTURE GRANULAR BACKFILL	244.00	CUYD		\$	
0110	02351		GUARDRAIL-STEEL W BEAM-S FACE	175.00	LF		\$	
0120	02367		GUARDRAIL END TREATMENT TYPE 1	3.00	EACH		\$	
0130	02371		GUARDRAIL END TREATMENT TYPE 7	1.00	EACH		\$	
0140	02381		REMOVE GUARDRAIL	105.00	LF		\$	
0150	02399		EXTRA LENGTH GUARDRAIL POST	40.00	EACH		\$	
0160	02429		RIGHT-OF-WAY MONUMENT TYPE 1	2.00	EACH		\$	
0170	02432		WITNESS POST	2.00	EACH		\$	
0180	02484		CHANNEL LINING CLASS III	45.00	TON		\$	
0190	02545		CLEARING AND GRUBBING Less than 1 acre	1.00	LS		\$	
0200	02555		CONCRETE-CLASS B	58.00	CUYD		\$	
0210	02585		EDGE KEY	48.00	LF		\$	
0220	02599		FABRIC-GEOTEXTILE TYPE IV	60.00	SQYD		\$	
0230	02650		MAINTAIN & CONTROL TRAFFIC	1.00	LS		\$	
0240	02671		PORTABLE CHANGEABLE MESSAGE SIGN	2.00	EACH		\$	
0250	02726		STAKING	1.00	LS		\$	
0260	02731		REMOVE STRUCTURE	1.00	LS		\$	
0270	03299		ARMORED EDGE FOR CONCRETE	65.00	LF		\$	
0280	06514		PAVE STRIPING-PERM PAINT-4 IN	2,100.00	LF		\$	
0290	08003		FOUNDATION PREPARATION	1.00	LS		\$	
0300	08019		CYCLOPEAN STONE RIP RAP	358.00	TON		\$	
0310	08039		PRE-DRILLING FOR PILES	140.00	LF		\$	
0320	08046		PILES-STEEL HP12X53 (REVISED: 6-14-19)	182.00	LF		\$	
0330	08094		PILE POINTS-12 IN	14.00	EACH		\$	
0340	08100		CONCRETE-CLASS A	53.00	CUYD		\$	
0350	08104		CONCRETE-CLASS AA	29.00	CUYD		\$	
0355	08140		MECHANICAL REINF COUPLER #5 EPOXY COATED (ADDED: 6-14-19)	87.00	EACH		\$	
0360	08151		STEEL REINFORCEMENT-EPOXY COATED	8,640.00	LB		\$	
0370	08664		PRECAST PC BOX BEAM CB27-48 (REVISED: 6-14-19)	462.00	LF		\$	
0380	20418ED		REMOVE & RELOCATE SIGNS	1.00	EACH		\$	
0390	20430ED		SAW CUT	304.00	LF		\$	
0400	21289ED		LONGITUDINAL EDGE KEY	302.00	LF		\$	
0410	21415ND		EROSION CONTROL	1.00	LS		\$	

PROPOSAL BID ITEMS

195103

Page 2 of 2

Report Date 6/14/19

LINE	BID CODE	ALT	DESCRIPTION	QUANTITY	UNIT	UNIT PRIC	FP	AMOUNT
0420	24405EC		MECHANICAL REINF COUPLER-#8 EPOXY COATED	18.00	EACH		\$	
0425	24441EC		GRAVEL REPLACEMENT DRIVEWAYS (ADDED: 6-14-19)	30.00	LF		\$	
0430	24982EC		CONCRETE COATING Approx. 2850 SF	1.00	LS		\$	
0440	25017ED		RAIL SYSTEM SIDE MOUNTED MGS	126.00	LF		\$	
0441	14003		W CAP EXISTING MAIN (ADDED: 6-14-19)	1.00	EACH		\$	
0442	14004		W DIRECTIONAL BORE (ADDED: 6-14-19)	415.00	LF		\$	
0443	14019		W FIRE HYDRANT ASSEMBLY (ADDED: 6-14-19)	1.00	EACH		\$	
0444	14069		W PIPE POLYETHYLENE/PLASTIC 06 INCH (ADDED: 6-14-19)	495.00	LF		\$	
0445	14094		W TIE-IN 06 INCH (ADDED: 6-14-19)	2.00	EACH		\$	
0446	14105		W VALVE 06 INCH (ADDED: 6-14-19)	2.00	EACH		\$	

Section: 0002 - DEMOBILIZATION &/OR MOBILIZATION

LINE	BID CODE	ALT	DESCRIPTION	QUANTITY	UNIT	UNIT PRIC	FP	AMOUNT
0450	02568		MOBILIZATION	1.00	LS		\$	
0460	02569		DEMOBILIZATION	1.00	LS		\$	

COUNTY OF	GREEN
ITEM NO.	4-10009
SHEET NO.	UT



**WATER LINE RELOCATION
GREEN-TAYLOR WATER DISTRICT
GREEN COUNTY, KENTUCKY**

SCALE: 1"=30'
DATE: 08/25/2011

UTILITY SUMMARY/GENERAL NOTES

JOB NO. 488
SHEET 11
OF 14

WATER GENERAL NOTES

ITEM	DESCRIPTION	UNIT	US 68 OVER GREASY CREEK	PROJECT TOTAL
14003	W CAP EXISTING MAIN	EA	1	1
14004	W DIRECTIONAL BORE	LF	415	415
14019	W PIPE HYDRANT ASSEMBLY	EA	1	1
14089	W PIPE POLYETHYLENE/PLASTIC 06 INCH	LF	495	495
14094	W TEAN 06 INCH	EA	2	2
14105	W VALVE 06 INCH	EA	2	2
24441EC	GRAVEL REPLACEMENT	LF	30	30

GENERAL NOTES

- ALL WATER MAINS SHALL BE HDPE D641 UNLESS OTHERWISE NOTED ON THE PLANS.
- UNLESS OTHERWISE NOTED, A SEPARATE BID ITEM AS NOT BEEN ESTABLISHED FOR FITTINGS, THE COUPLINGS, ETC. CONTRACTOR SHALL INCLUDE THE COST OF THESE ITEMS IN THE UNIT PRICE BID FOR THE PIPE.
- NO PAY ITEM FOR EXTRA TRENCH DEPTH HAS BEEN ESTABLISHED. CONTRACTOR SHALL INCLUDE THE COST OF EXCAVATING AND BACKFILLING THE WATER PIPE CROSSINGS UNDER AN EXISTING UTILITY, CULVERT, DRAINAGE DITCH, ROADWAY, ETC.
- FINAL LOCATION OF SERVICES, GATE VALVES AND OTHER APPURTENANCES ARE TO BE FIELD LOCATED DURING CONSTRUCTION AND APPROVED BY THE ENGINEER.
- EXISTING UTILITIES, ESPECIALLY GAS LINE AND OIL LINES MAY BE CATHODICALLY PROTECTED; THEREFORE, DUCTILE IRON PIPE, FITTINGS, GATE VALVES, AND/OR BOXES LAID WITHIN 10' OF THESE UTILITIES SHALL BE GALVANIZED. A SEPARATE ITEM HAS NOT BEEN ESTABLISHED. ALL COST FOR LABOR AND MATERIALS MUST BE INCLUDED IN THE UNIT PRICE BID FOR PIPE.
- ALL DAMAGE TO EXISTING UTILITIES CAUSED BY THE CONTRACTOR'S OPERATION SHALL BE REPAIRED BY THE CONTRACTOR AT NO COST TO THE OWNER.
- ALL CONCRETE THURST BLOCKS AND RESTRAINTS ARE NOT SHOWN ON THE DRAWING HOWEVER, THURST BLOCKS SHALL BE SIZED ACCORDINGLY AS SHOWN ON THE CONCRETE THURST BLOCK DRAWING. THURST BLOCKS SHALL BE COURED IN PLACE READY MIX CONCRETE (MINIMUM 3000 P.S.I.)
- THE CONTRACTOR SHALL COMBINE ALL CONSTRUCTION ACTIVITY TO THE AREA WITHIN THE EXISTING EASEMENTS AND CONSTRUCTION LIMITS, UNLESS OTHERWISE APPROVED IN WRITING BY THE OWNER.
- THE CONTRACTOR WILL BE SOLELY LIABLE FOR ALL WORK HE PERFORMS OUTSIDE OF LEGAL EASEMENTS OR CONSTRUCTION LIMITS.
- SEPTIC SYSTEMS MAY BE LOCATED IN SOME AREAS. CONTRACTOR TO USE CAUTION IN THESE AREAS. WATER MAIN TO BE ENCASED IN CONCRETE WHEN LAID WITHIN 10' OF DRAIN LINES OR FIELD. SEE DRAWING FOR DETAILS. CONTRACTOR SHALL BE RESPONSIBLE FOR VERIFYING THE LOCATION OF ALL UTILITIES PRIOR TO CONSTRUCTION. NO OTHER ADDITIONAL COMPENSATION WILL BE APPROVED. THE UNIT PRICE BID FOR CONCRETE, NO OTHER ADDITIONAL COMPENSATION WILL BE APPROVED.
- IT SHALL BE THE CONTRACTOR'S RESPONSIBILITY TO ASCERTAIN THE LOCATIONS OF ANY AND ALL UTILITIES WITHIN THE PROJECT AREA. CONTRACTOR SHALL TAKE THE NECESSARY MEASURES TO PROTECT THE EXISTING UTILITIES AND TO AVOID ANY DAMAGE TO EXISTING UTILITIES AND SERVICES. CONTRACTOR SHALL BE RESPONSIBLE FOR VERIFYING THE LOCATION OF ALL UTILITIES PRIOR TO CONSTRUCTION. NO OTHER ADDITIONAL COMPENSATION WILL BE APPROVED. THE UNIT PRICE BID FOR CONCRETE, NO OTHER ADDITIONAL COMPENSATION WILL BE APPROVED.
- THE CONTRACTOR SHALL OBTAIN ALL PERMITS AND GIVE ALL NOTICES REQUIRED FOR EXECUTION OF WORK. CONTRACTOR SHALL PAY FOR ALL PERMITS AND ANY APPLICABLE WATER SERVICE INSPECTION FEES.
- THE APPROVAL WHERE NECESSARY PRIOR TO LOCAL, STATE AND FEDERAL CORSES AND REVEGE

- ALL WORKS SHOWN ARE NOT NECESSARILY SHOWN ON THE DRAWINGS. ADDITIONAL WORK MAY BE NECESSARY TO CONFORM WITH ELEVATIONS SHOWN AND TO MAINTAIN ADEQUATE GROUND COVER. ANY ADDITIONAL BIDS REQUIRED SHALL BE INCLUDED IN THE UNIT PRICE BID FOR THE PIPE.
- THE ENGINEER RESERVES THE RIGHT TO MAKE MINOR FIELD ADJUSTMENTS IN THE WORK IN ORDER TO ACCOMPLISH THE INTENT OF THE DESIGN.
- WHERE KYTC RIGHT-OF-WAY LINES ARE INDICATED THE LOCATION IS APPROXIMATE ONLY. IT SHALL BE THE CONTRACTOR'S RESPONSIBILITY TO LOCATE ALL FINAL RIGHT-OF-WAY LINES.
- EFFORTS HAVE BEEN MADE TO INDICATE ACCURATE LOCATIONS OF EXISTING STRUCTURES, PIPING AND UTILITIES. CONTRACTOR SHALL VERIFY THE LOCATION OF ALL EXISTING UTILITIES AND OTHER EXISTING CONDITIONS AND NOTIFY THE ENGINEER OF ANY DISCREPANCIES BETWEEN THE DRAWINGS AND FIELD CONDITIONS. THE CONTRACTOR SHALL BE RESPONSIBLE FOR VERIFYING THE DIMENSIONS OF EXISTING STRUCTURES AND/OR SITE RESTRICTIONS ARE APPROXIMATE. IT IS THE CONTRACTOR'S RESPONSIBILITY TO VERIFY THE LOCATION OF ALL EXISTING UTILITIES AND OTHER EXISTING STRUCTURES AND TOPOGRAPHY IN THE FIELD NECESSARY FOR HIS CONSTRUCTION OPERATION.
- THE CONTRACTOR SHALL USE ALL POSSIBLE CARE DURING EXCAVATION ON THIS PROJECT SO AS TO AVOID DAMAGE TO EXISTING UTILITIES AND STRUCTURES. CONTRACTOR SHALL BE RESPONSIBLE FOR VERIFYING THE LOCATION OF ALL EXISTING UTILITIES AND STRUCTURES PRIOR TO CONSTRUCTION. ANY DAMAGE TO THE EXISTING UTILITIES OR STRUCTURES CAUSED DIRECTLY OR INDIRECTLY BY THE CONTRACTOR SHALL BE REPAIRED BY THE CONTRACTOR AT NO COST TO THE OWNER.
- IT IS THE CONTRACTOR'S RESPONSIBILITY TO CONTACT ALL EXISTING UTILITY OWNERS AND HAVE THEM FIELD LOCATE THEIR EXISTING UTILITIES PRIOR TO ANY CONSTRUCTION ACTIVITIES.
- EXISTING UTILITIES DEPICTED IN THE CONSTRUCTION DRAWINGS WERE LOCATED FROM ACTUAL FIELD SURVEY. EXISTING UTILITY OWNERS RECORDS OR OTHER AVAILABLE RECORDS, OTHER THAN THE CONSTRUCTION DRAWINGS, SHALL BE USED TO VERIFY THE LOCATION OF EXISTING UTILITIES EXPRESSED OR IMPLIED AS TO ACTUAL LOCATION OF UTILITIES SHOWN HEREON, BUT NOT VERIFIABLE FROM THE SURFACE.
- THE CONTRACTOR SHALL COMBINE ALL CONSTRUCTION ACTIVITIES TO THE AREA WITHIN EXISTING EASEMENTS AND CONSTRUCTION LIMITS UNLESS OTHERWISE APPROVED IN WRITING BY THE OWNER. CONTRACTOR SHALL BE RESPONSIBLE FOR VERIFYING THE LOCATION OF ALL UTILITIES PRIOR TO CONSTRUCTION. ANY DAMAGE TO THE EXISTING UTILITIES OR STRUCTURES CAUSED DIRECTLY OR INDIRECTLY BY THE CONTRACTOR SHALL BE REPAIRED BY THE CONTRACTOR AT NO COST TO THE OWNER.
- IT SHALL BE THE CONTRACTOR'S RESPONSIBILITY TO WORK ALL APPLICABLE DRAWINGS AND THE APPROPRIATE SPECIFICATIONS AS A UNIT. ANY OMISSIONS, DELETIONS OR CONFLICTS ARISING AS A RESULT OF FAILURE TO INCORPORATE ALL DRAWINGS AND SPECIFICATIONS WHICH APPLY SHALL BE THE RESPONSIBILITY OF THE CONTRACTOR. CONTRACTOR SHALL BE RESPONSIBLE FOR VERIFYING THE LOCATION OF ALL UTILITIES PRIOR TO CONSTRUCTION. NO OTHER ADDITIONAL COMPENSATION WILL BE APPROVED. THE UNIT PRICE BID FOR CONCRETE, NO OTHER ADDITIONAL COMPENSATION WILL BE APPROVED.
- ALL WORKS SHOWN ARE NOT NECESSARILY SHOWN ON THE DRAWINGS. ADDITIONAL WORK MAY BE NECESSARY TO CONFORM WITH ELEVATIONS SHOWN AND TO MAINTAIN ADEQUATE GROUND COVER. ANY ADDITIONAL BIDS REQUIRED SHALL BE INCLUDED IN THE UNIT PRICE BID FOR THE PIPE.

RECORD DRAWINGS

THE CONTRACTOR SHALL COMPLY WITH ALL STANDARD SPECIFICATIONS AND DRAWINGS BY THE CITY OF CLARKSON. THE CONTRACTOR WILL CONTACT CANN-TECH, LLC FOR THE SPECIFICATIONS AND DRAWINGS.

STANDARD SPECIFICATIONS AND DRAWINGS

THE CONTRACTOR WILL COMPLY WITH ALL STANDARD SPECIFICATIONS AND DRAWINGS BY THE CITY OF CLARKSON. THE CONTRACTOR WILL CONTACT CANN-TECH, LLC FOR THE SPECIFICATIONS AND DRAWINGS.

BEFORE YOU DIG

THE CONTRACTOR IS INSTRUCTED TO CALL 480-754-6077 REACHRY #11. THE ONE CALL SYSTEM FOR KY IS 480-754-6077. THE CONTRACTOR SHALL VERIFY THE LOCATION OF ALL UTILITIES AND STRUCTURES PRIOR TO CONSTRUCTION. ANY DAMAGE TO THE EXISTING UTILITIES OR STRUCTURES CAUSED DIRECTLY OR INDIRECTLY BY THE CONTRACTOR SHALL BE REPAIRED BY THE CONTRACTOR AT NO COST TO THE OWNER.

SUBURFACE UTILITY ENGINEERING (S.U.E.)


THE CONTRACTOR SHALL COMPLY WITH ALL STANDARD SPECIFICATIONS AND DRAWINGS BY THE CITY OF CLARKSON. THE CONTRACTOR WILL CONTACT CANN-TECH, LLC FOR THE SPECIFICATIONS AND DRAWINGS.

GENERAL NOTES - KYTC

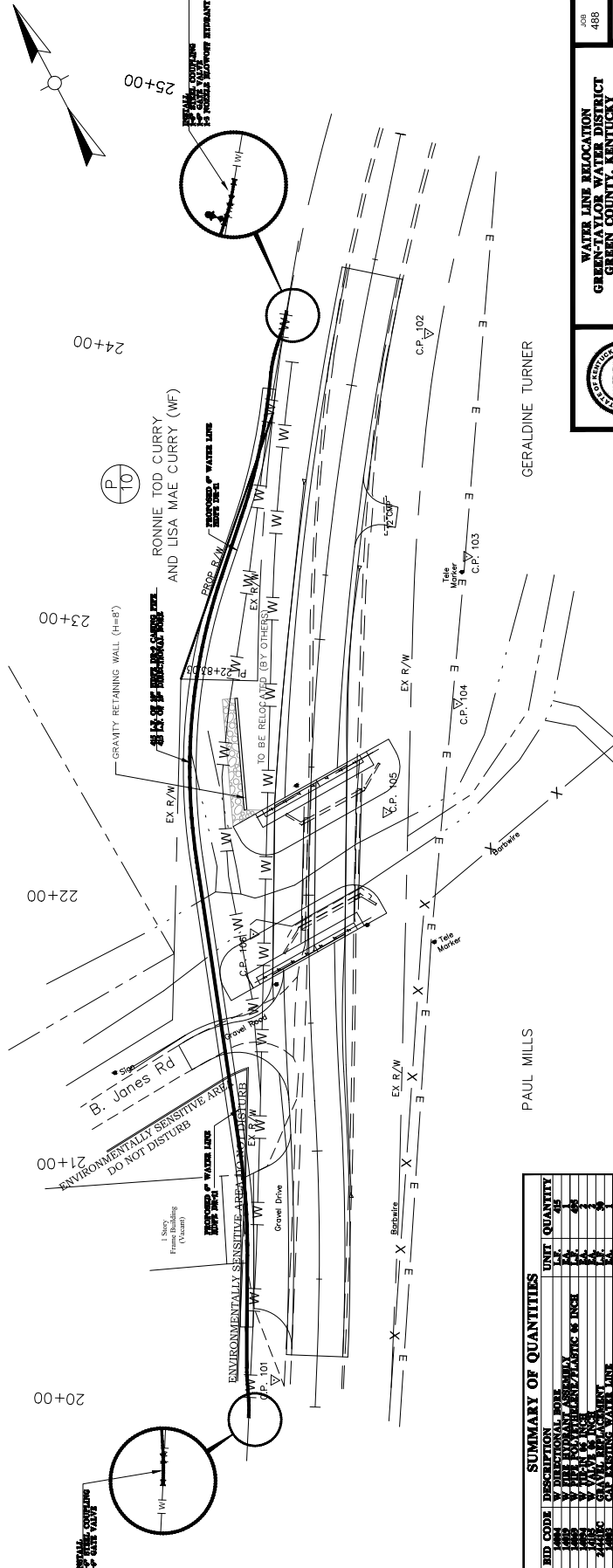
THE CONTRACTOR SHALL COMPLY WITH ALL STANDARD SPECIFICATIONS AND DRAWINGS BY THE CITY OF CLARKSON. THE CONTRACTOR WILL CONTACT CANN-TECH, LLC FOR THE SPECIFICATIONS AND DRAWINGS.

UTILITY SUMMARY/GENERAL NOTES

US 68
STA. 20+00 TO STA. 25+00



COUNTY OF	ITEM NO.	SHEET NO.
GREEN	4-10009	R3



SUMMARY OF QUANTITIES

BID CODE	DESCRIPTION	UNIT	QUANTITY
01100	CONCRETE	CU YD	0.00
01200	REINFORCING	TON	0.00
02100	PIPE	LN	0.00
02200	VALVES	EA	0.00
02300	MANHOLES	EA	0.00
02400	TELEVISION	EA	0.00
02500	WATER METER	EA	0.00
02600	WATER METER SERVICE	LN	0.00
02700	WATER METER BOX	EA	0.00
02800	WATER METER SERVICE LANE	LN	0.00

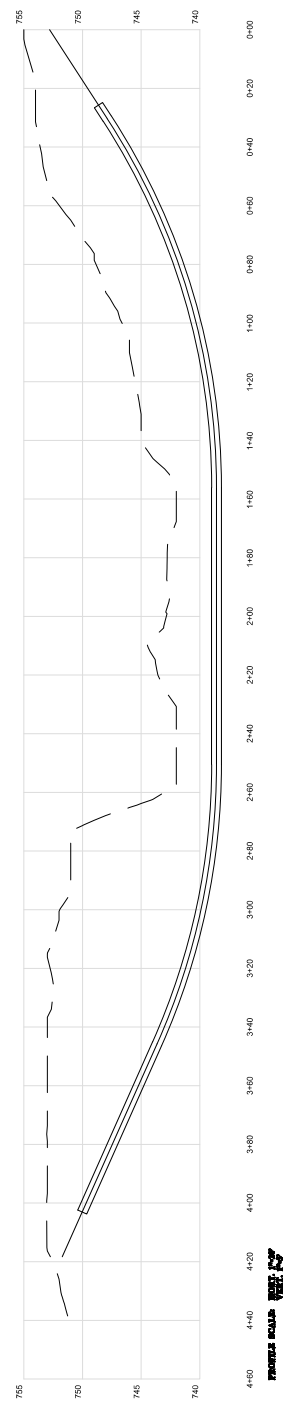
WATER LINE RELOCATION
GERALDINE TURNER WATER DISTRICT
GREEN COUNTY, KENTUCKY

DATE: 3/29/2019
SCALE: 1"=20'
STA. 20+00 TO STA. 25+00

NO. _____ DATE _____

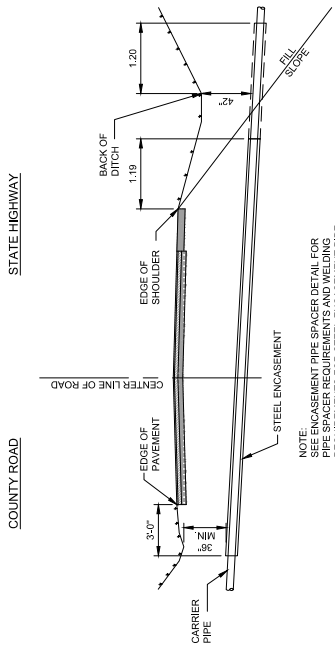
REVISIONS

488
U2
UA



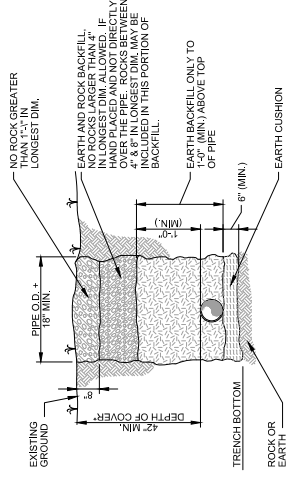
SCALE: 1"=20'
PLAN SHEET
US 08
STA. 20+00 TO STA. 25+00





TYPICAL ROAD CROSSING
SCALE: N.T.S.

NOTE: SEE ENCASUREMENT PIPE SPACER DETAIL FOR PIPE SPACER REQUIREMENTS AND WELDING REQUIREMENTS FOR STEEL ENCASUREMENT PIPE.



BEDDING/BACKFILL
SCALE: N.T.S.

* PROVIDE 40" MIN. COVER OVER THE WATER MAINS PLACED WITHIN THE RIGHTS OF IMPAIRED COUNTY ROADS.

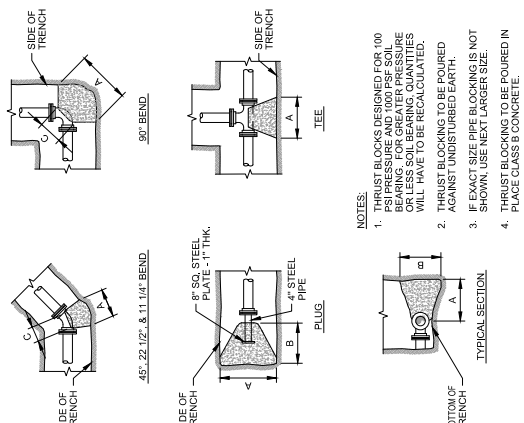
NO ROCK GREATER THAN 1.5" IN LONGEST DIM.
EARTH AND ROCK BACKFILL IN LONGEST DIM. ALLOWED, IF HAND PLACED AND NOT DIRECTLY UNDER THE PIPE. BACKFILL IN 4" & 8" IN LONGEST DIM. MAY BE INCLUDED IN THIS PORTION OF BACKFILL.
EARTH BACKFILL ONLY TO 1.5" (MIN.) ABOVE TOP OF PIPE
EARTH CUSHION

SIZE	18"	24"	30"	36"	42"	48"	54"	60"	66"	72"
A	12	14	16	18	20	22	24	26	28	30
B	12	14	16	18	20	22	24	26	28	30
C	12	14	16	18	20	22	24	26	28	30
D	12	14	16	18	20	22	24	26	28	30

SIZE	18"	24"	30"	36"	42"	48"	54"	60"	66"	72"
A	12	14	16	18	20	22	24	26	28	30
B	12	14	16	18	20	22	24	26	28	30
C	12	14	16	18	20	22	24	26	28	30
D	12	14	16	18	20	22	24	26	28	30

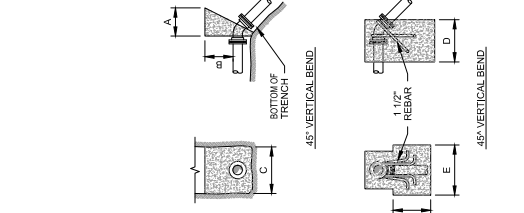
SIZE	18"	24"	30"	36"	42"	48"	54"	60"	66"	72"
A	12	14	16	18	20	22	24	26	28	30
B	12	14	16	18	20	22	24	26	28	30
C	12	14	16	18	20	22	24	26	28	30
D	12	14	16	18	20	22	24	26	28	30

DIMENSIONS ARE IN INCHES

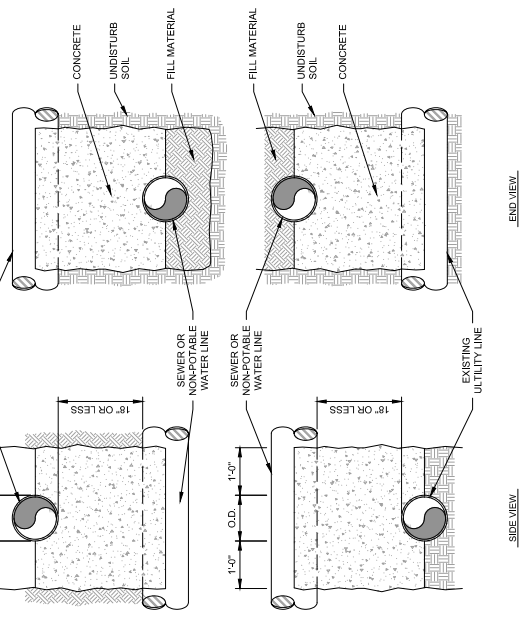


THRUST BLOCKS
SCALE: N.T.S.

NOTES:
1. THRUST BLOCKS DESIGNED FOR 100 PSI PRESSURE AND 1000 PSF SOIL BEARING. FOR GREATER PRESSURE BEARINGS OR GREATER SOIL PRESSURES WILL HAVE TO BE RECALCULATED.
2. THRUST BLOCKING TO BE POURED AGAINST UNDISTURBED EARTH.
3. IF EXACT SIZE PIPE BLOCKING IS NOT SHOWN, USE NEXT LARGER SIZE.
4. THRUST BLOCKING TO BE POURED IN PLACE CLASS B CONCRETE.



TYPICAL SECTION



UTILITY CROSSING/ENCASUREMENT
SCALE: N.T.S.

NOTES:
1. CONCRETE ENCASUREMENT SHALL BE USED WHEN CLEARANCE BETWEEN SEWER OR NON-POTABLE WATER LINE AND UTILITY LINE IS 18" OR LESS.
2. 18" VERTICAL OR 10" HORIZONTAL CONCRETE ENCASUREMENT SHALL BE USED. FULL SECTION OF SEWER OR NON-POTABLE WATER LINE SHALL BE CENTERED UNDER UTILITY LINE TO WHICH IT IS CROSSING.
3. CONCRETE ENCASUREMENT IS NOT A SEPARATE PAY ITEM.



CANN-TECH, LLC
Engineers • Planners • Managers

Phone (502) 859-0007
Fax (502) 859-0668

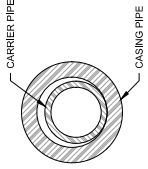
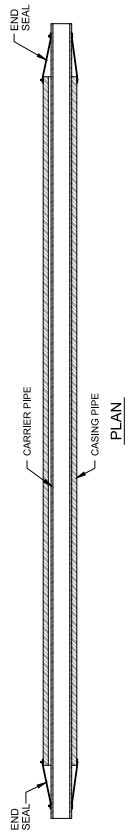
1100 Glenshoro Road
Lawrenceburg, KY 40342

PROJECT: 488	DATE: 3/29/2019
SCALE: AS NOTED	
DESIGNED BY: MAB	
DRAWN BY: JPB	
CHECKED BY: MAB	
RECORD DRAWINGS	

NO.	DATE	APPROV.	DATE

WATER LINE RELOCATION
GREEN-TAYLOR WATER DISTRICT
GREEN COUNTY, KENTUCKY

STANDARD DETAILS



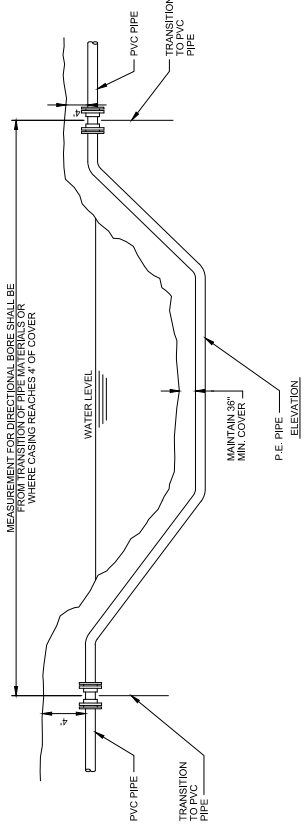
TYPICAL JOINT CROSSINGS:

1. ALL JOINTS SHALL BE SOLIDLY WELDED. END CASING SHALL BE SEALED AFTER LINE HAS BEEN INSTALLED AND TESTED.
2. ALL JOINTS SHALL BE SOLIDLY WELDED. END CASING SHALL BE SEALED AFTER LINE HAS BEEN INSTALLED AND TESTED.
3. OPEN TRENCH NO CLOSER THAN THE DITCH LINE OR TOE OF FILL FROM THE EDGE OF THE PAVEMENT OR AS DIRECTED BY STATE, COUNTY OR MUNICIPAL SPECIFICATIONS.
4. ALL JOINTS SHALL BE SOLIDLY WELDED. END CASING SHALL BE SEALED AFTER LINE HAS BEEN INSTALLED IN BORE HOLES NO LARGER THAN THE OUTSIDE DIAMETER OF THE HDPE ENCASMENT PIPE.

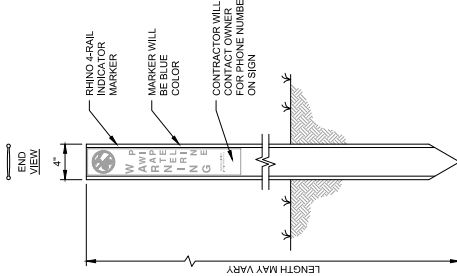
TYPICAL STREAM CROSSING NOTES:

1. ALL JOINTS SHALL BE SOLIDLY WELDED. END CASING SHALL BE SEALED AFTER LINE HAS BEEN INSTALLED AND TESTED.
2. ALL JOINTS SHALL BE SOLIDLY WELDED. END CASING SHALL BE SEALED AFTER LINE HAS BEEN INSTALLED AND TESTED.
3. STREAM CROSSINGS SHALL UTILIZE HDPE CASING PIPE. CLASSIFICATION SHALL BE DETERMINED BY THE ENGINEER.

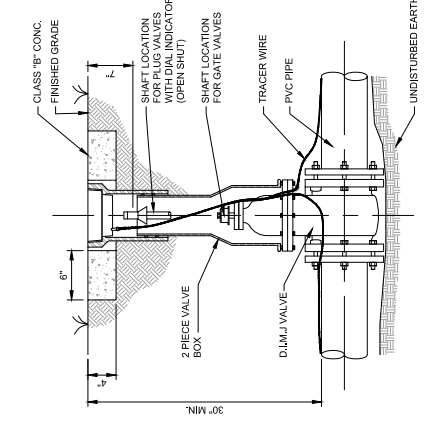
HDPE ENCASMENT PIPE
SCALE: N.T.S.



DIRECTIONAL BORE CREEK CROSSING
SCALE: N.T.S.



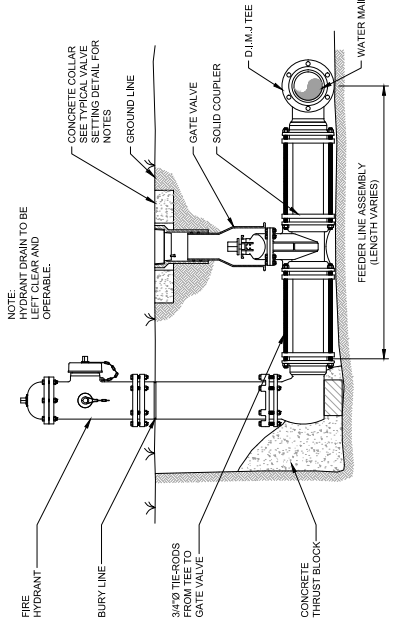
WATER LINE MARKER
SCALE: N.T.S.



TYPICAL VALVE SETTING
SCALE: N.T.S.

NOTES:

1. NO EXTRA PAY ALLOWED FOR CONCRETE COLLAR
2. CONCRETE PAD SHALL BE SQUARE
3. CONCRETE PAD REQUIRED ON ALL VALVES



FIRE HYDRANT (3 NOZZLE) OR SINGLE NOZZLE BLOW-OFF HYDRANT (1 NOZZLE)
SCALE: N.T.S.

FIRE HYDRANT SHALL BE MUELLER OR APPROVED EQUAL.



CANN-TECH, LLC
Engineers • Planners • Managers
Phone (502) 859-0007
Fax (502) 859-0668

**1100 Glensboro Road
Lawrenceburg, KY 40342**

PROJECT: 488	DATE: 3/29/2019
SCALE: AS NOTED	
DESIGNED BY: MAB	
DRAWN BY: JPB	
RECORD DRAWINGS: MBS	

NO.	DATE	APPROV.	DATE	REVISIONS

**WATER LINE RELOCATION
GREEN-TAYLOR WATER DISTRICT
GREEN COUNTY, KENTUCKY**

STANDARD DETAILS

GENERAL UTILITY NOTES AND INSTRUCTIONS APPLICABLE TO ALL UTILITY WORK MADE A PART OF THE ROAD CONSTRUCTION CONTRACT

The contractor should be aware the following utility notes and KYTC Utility Bid Item Descriptions shall supersede, replace and take precedence over any and all conflicting information that may be contained in utility owner supplied specifications contained in the contract, on plans supplied by the utility owner, or any utility owner specifications or information externally referenced in this contract.

Where information may have been omitted from these notes, bid item descriptions, utility owner supplied specifications or plans; the KYTC Standard Specifications for Road and Bridge Construction shall be referenced.

PROTECTION OF EXISTING UTILITIES

The existing utilities shown on the plans are shown as best known at the time the plans were developed and are to be used as a guide only by the Contractor. The Contractor shall use all means at his disposal to accurately locate all existing utilities, whether shown on the plans or not, prior to excavation. The contractor shall protect these utilities during construction. Any damage to existing utilities during construction that are shown or not shown on the plans shall be repaired at the Contractor's expense.

PREQUALIFIED UTILITY CONTRACTORS

Some utility owners may require contractors that perform relocation work on their respective facilities as a part of the road contract be prequalified or preapproved by the utility owner. Those utility owners with a prequalification or preapproval requirement are as follows:

No contractors are required to be prequalified or preapproved by the utility owner(s) to perform utility relocation work under this contract.

The bidding contractor needs to review the above list and choose from the list of approved subcontractors at the end of these general notes as identified above before bidding. When the list of approved subcontractors is provided, only subcontractors shown on the following list(s) will be allowed to work on that utility as a part of this contract.

When the list of approved subcontractors for the utility work is not provided in these general notes, the utility work can be completed by the prime contractor. If the prime contractor chooses to subcontract the work, the subcontractor shall be prequalified with the KYTC Division of Construction Procurement in the

work type of “Utilities” (I33). Those who would like to become prequalified may contact the Division of Construction Procurement at (502) 564-3500. Please note: it could take up to 30 calendar days for prequalification to be approved. The prequalification does not have to be approved prior to the bid, but must be approved before the subcontract will be approved by KYTC and the work can be performed.

CONTRACT ADMINISTRATION RELATIVE TO UTILITY WORK

All utility work is being performed as a part of a contract administered by KYTC; there is not a direct contract between the utility contractor and utility owner. The KYTC Section Engineer is ultimately responsible for the administration of the road contract and any utility work included in the contract.

SUBMITTALS AND CORRESPONDENCE

All submittals and correspondence of any kind relative to utility work included in the road contract shall be directed to the KYTC Section Engineer, a copy of which may also be supplied to the utility owner by the contractor to expedite handling of items like material approvals and shop drawings. All approvals and correspondence generated by the utility owner shall be directed to the KYTC Section Engineer. The KYTC Section Engineer will relay any approvals or correspondence to the utility contractor as appropriate. At no time shall any direct communication between the utility owner and utility contractor without the communication flowing through the KYTC Section Engineer be considered official and binding under the contract.

ENGINEER

Where the word “Engineer” appears in any utility owner specifications included in this proposal, utility owner specifications included as a part of this contract by reference or on the utility relocation plans, it shall be understood the “Engineer” is the Kentucky Transportation Cabinet (KYTC) Section Engineer or designated representative and the utility owner engineer or designated representative jointly. Both engineers must mutually agree upon all decisions made with regard to the utility construction. The Transportation Cabinet, Section Engineer shall make all final decisions in all disputes.

INSPECTOR OR RESIDENT PROJECT REPRESENTATIVE

Where the word “Inspector” or “Resident Project Representative” appears in the utility specifications included in this proposal, utility owner specifications included as a part of this contract by reference or on the utility relocation plans, it shall be understood the “Inspector” or “Resident Project Representative” is the utility owner inspector and KYTC inspector jointly. The Transportation Cabinet, Section Engineer shall make all final decisions in all disputes.

NOTICE TO UTILITY OWNERS OF THE START OF WORK

One month before construction is to start on a utility, the utility contractor shall make notice to the KYTC Section Engineer and the utility owner of when work on a utility is anticipated to start. The utility contractor shall again make confirmation notice to the KYTC Section Engineer and the utility owner one week before utility work is to actually start.

UTILITY SHUTDOWNS

The Contractor shall not shut down any active and in-service mains, utility lines or services for any reason unless specifically given permission to do so by the utility owner. The opening and closing of valves and operating of other active utility facilities for main, utility line or utility service shut downs are to be performed by the utility owner unless specific permission is given to the contractor by the owner to make shutdowns. If and when the utility owner gives the contractor permission to shutdown mains, utility lines or utility services, the contractor shall do so following the rules, procedures and regulations of the utility owner. Any permission given by the utility owner to the contractor to shutdown active and in-service mains, utility lines or services shall be communicated to the KYTC Section Engineer by the utility owner that such permission has been given.

Notice to customers of utility shut downs is sometimes required to be performed by the utility contractor. The contractor may be required; but, is not limited to, making notice to utility customers in a certain minimum amount of time in advance of the shut down and by whatever means of communication specified by the utility owner. The means of communication to the customer may be; but is not limited to, a door hanger, notice by newspaper ad, telephone contact, or any combination of communication methods deemed necessary, customary and appropriate by the utility owner. The contractor should refer to the utility owner specifications for requirements on customer notice.

Any procedure the utility owner may require the contractor to perform by specification or plan note and any expense the contractor may incur to comply with the utility owner’s shut down procedure and notice to customers shall be considered an incidental expense to the utility construction.

CUSTOMER SERVICE AND LATERAL ABANDONMENTS When temporary or permanent abandonment of customer water, gas, or sewer services or laterals are necessary during relocation of utilities included in the contract, the utility contractor shall perform these abandonments as part of the contract as incidental work. No separate payment will be made for service line and lateral abandonments. The contractor shall provide all labor, equipment and materials to accomplish the temporary or permanent abandonment in accordance with the plans, specifications and/or as directed by the engineer. Abandonment may include, but is not limited to, digging down on a water or gas main at the tap to turn

off the tap valve or corporation stop and/or capping or plugging the tap, digging down on a sewer tap at the main and plugging or capping the tap, digging down on a service line or lateral at a location shown on the plans or agreeable to the engineer and capping or plugging, or performing any other work necessary to abandon the service or lateral to satisfactorily accomplish the final utility relocation.

STATIONS AND DISTANCES

All stations and distances, when indicated for utility placement in utility relocation plans or specifications, are approximate; therefore, some minor adjustment may have to be made during construction to fit actual field conditions. Any changes in excess of 6 inches of plan location shall be reviewed and approved jointly by the KYTC Section Engineer or designated representative and utility owner engineer or designated representative. Changes in location without prior approval shall be remedied by the contractor at his own expense if the unauthorized change creates an unacceptable conflict or condition.

RESTORATION

Temporary and permanent restoration of paved or stone areas due to utility construction shall be considered incidental to the utility work. No separate payment will be made for this work. Temporary restoration shall be as directed by the KYTC Section Engineer. Permanent restoration shall be “in-kind” as existing.

Restoration of seed and sod areas will be measured and paid under the appropriate seeding and sodding bid items established in the contract for roadway work.

BELOW ARE NOTES FOR WHEN “INST” ITEMS ARE IN THE CONTRACT MEANING THE UTILITY COMPANY IS PROVIDING CERTAIN MATERIALS FOR UTILITY RELOCATION

MATERIAL

Contrary to Utility Bid Item Descriptions, those bid items that have the text “**Inst**” at the end of the bid item will have the major components of the bid item provided by the utility owner. No direct payment will be made for the major material component(s) supplied by the utility company. All remaining materials required to construct the bid item as detailed in utility bid item descriptions, in utility specifications and utility plans that are made a part of this contract will be supplied by the contractor. The contractor’s bid price should reflect the difference in cost due to the provided materials.

The following utility owners have elected to provide the following materials for work under this contract:

No materials are being supplied by the utility owner(s). All materials are to be supplied by the contractor per bid item descriptions, utility specifications and utility plans.

TECHNICAL SPECIFICATIONS

US 68 at Greasy Creek Waterline Relocation

GREEN COUNTY
Item No. 4-10009

FOR

GREEN-TAYLOR WATER DISTRICT
GREEN COUNTY, KENTUCKY

March 2019

Prepared By



1100 Glensboro Road
Parkview Center Suite 9
Lawrenceburg, Kentucky 40342
Phone (502) 859-0907
Fax (502) 859-0668

TECHNICAL SPECIFICATIONS

WATER LINES

GENERAL INFORMATION.....TS-A-1 TO TS-A-3
RELATED PIPING MATERIALS AND EQUIPMENT.....TS-B-1 TO TS-B-2
PIPE MATERIALS.....TS-C-1 TO TS-C-3
PIPE APPURTENANCES.....TS-D-1 TO TS-D-3
PIPING WORKMANSHIP AND CONSTRUCTION METHODS.....TS-E-1 TO TS-E-6
PIPE WORK.....TS-F-1 TO TS-F-5

TECHNICAL SPECIFICATIONS

SECTION A

GENERAL INFORMATION

1. **GENERAL**

1.1 These technical specification include descriptions of materials, which may or may not be used on this project.

1.1.1 The Contractor shall carefully read the Special Provisions for statements concerning other specifications, which may be applicable to the Project.

1.2 Materials shall be of the types and constructed on the materials specified herein when identified on Plans, Bid Form or Measurement for Payment. Materials and accessories shall be of new and unused material and shall be installed in accordance with manufacturer's specification and/or as shown on the plans.

1.3 The Contractor shall be responsible for the safe storage and handling of all material furnished to or by him, and accepted by him, until it has been incorporated into the completed project and the project has been accepted by the Owner.

1.3.1 The Contractor shall handle all materials and equipment in such manner to avoid damage. All material and equipment whether moved by hand, skidways, hoists or other means shall be handled in such a manner to avoid dropping or bumping against other material or equipment.

1.3.2 In distributing material at the site of work, each piece shall be unloaded as near as possible to final installation point to minimize the number of times it must be handled.

2. **PROTECTION OF UNDERGROUND AND SURFACE STRUCTURES AND OTHER PROPERTY**

2.1 **GENERAL**

Temporary support, adequate protection and maintenance of all underground and surface utility structures, drains, sewers, and other obstruction encountered in the progress of the work shall be furnished at the Contractor's expense incidental to the project.

2.2 **Obstruction by Other Utilities**

2.2.1 Existing underground utilities shown on the plans are shown in approximate locations based on information furnished by others. Prior to beginning construction of proposed facilities the Contractor shall accurately locate existing underground utilities by whatever means necessary including excavation where required. The Contractor shall notify the Engineer where utilities, so located will interfere with proposed construction.

2.2.2 Where the limits of construction of the proposed work encroach upon existing utilities, the Contractor, where possible, shall provide temporary support or protection satisfactory to the owner of the utility to permit continuation of proposed construction and no additional payment authorized.

2.2.3 Where existing utilities are encountered which prohibit construction of proposed facilities unless relocated the Contractor shall so notify the Engineer unless the plans provide for their relocation. Relocation shall be

accomplished in a manner acceptable to the owner of the utility, and shall be furnished at the Contractor's expense incidental to the project.

2.3 Property Protection

- 2.3.1 Extreme care shall be taken to protect trees, fences, poles, crops and all other property from damage unless their removal is authorized by the Engineer. Any damaged property shall be restored to as good or better than original condition and shall meet with the approval of the Engineer and Owner.
- 2.3.2 The Contractor has the right to fully utilize the easement unless specifically stated otherwise on the plans or by the Engineer. If any irreplaceable trees, fences, poles or crops, such as tobacco, corn, soy beans and such (excluding pasture land), occur on the easement the Contractor shall obtain the engineer's and Owner's approval prior to removing or otherwise causing damage to any of these items.
- 2.3.3 Beyond the limits of the easement the contractor shall be responsible for any damage caused by his operation and/or his personnel.

3. INCIDENTAL ITEMS OF CONSTRUCTION

3.1 Barricades, Guards, and Safety Provisions

- 3.1.1 To protect the public from injury and to avoid property damage, adequate barricades, construction signs, warning lights and guards shall be placed and maintained by the Contractor during the progress of construction work until it is safe for the public to use the construction site.
- 3.1.2 The Contractor shall provide and maintain all safety facilities and devices required by the Occupational Safety and Health Act (OSHA). The Engineer is not responsible for safety provisions furnished or used by the Contractor nor will the Engineer advise or direct safety operation of the Contractor.

3.2 Traffic and Utility Control

- 3.2.1 All excavations shall be conducted in a manner to cause the least interruption to traffic. The Contractor shall provide suitable bridges at streets and driveways where traffic must cross excavated areas.
- 3.2.2 Driveways and other private and public access routes shall not be kept blocked or closed by the Contractor for more than a reasonable period of time without prior written approval from the property owner or controlling authority.
- 3.2.3 Existing fire hydrants, valve pit covers, valve boxes, meter boxes, curb-stop boxes, fire or police call boxes or other utility controls shall be kept unobstructed and accessible during the construction period.

3.3 Maintenance of Utility Service and Flow of Drains

- 3.3.1 Adequate provisions shall be made for the maintenance of flow in sewers (storm or sanitary), drains, water lines and gas lines and electrical lines encountered during construction.
- 3.3.2 No valve, switch or other control device of any utility system within the construction, area shall be operated by the Contractor without approval of the utility except in cases of an emergency. All utility customers which will be affected by the operation of any utility valve or control device shall be

notified by the Contractor in sufficient time for each customer to make arrangements for the period of no service. Each customer shall be advised as to the time service will be off and probable time when it will be resumed.

3.4 Fencing

3.4.1 When the pipe line is being constructed through fields where livestock is being held the contractor shall provide, either temporary fencing or stationing of personnel, adequate protection to livestock from machinery, and open trenches. The Contractor shall take all precautions necessary to insure that all animals are not isolated.

3.4.2 Where pipe line crosses fences in good condition and the work area is easily accessible through gates, the Contractor shall excavate or tunnel beneath the fences.

3.4.3 When it is necessary to cut existing fences, new end posts shall be installed one each side of the construction easement and old fence thoroughly stapled to these new posts before cutting fence.

After pipe is installed at this point and backfill is completed, a new fence of galvanized wire (No. 9 guage) shall be stretched between the new posts and thoroughly stapled to existing post and any new intermediate posts necessary to provide a good fence. Replacement of fences shall be on an in kind basis and shall be considered incidental to installation of the pipeline.

4. SUMMARY

4.1 The Contractor shall furnish at the site of Work, all materials, labor and equipment necessary to complete the Work in accordance with the terms of the Contract and as required hereunder. He shall make the required excavation for installing the water lines and all other appurtenant structures: do all ditching, diking, pumping, bailing and draining or otherwise lowering and disposing of water encountered in the excavation necessary for rendering the foundation firm, dry and adequate for installing the water lines and appurtenances; do, as required, all sheeting, shoring, bracing, coffer damming and supporting; provide all lighting, barricades, signs, flagmen and watchmen: make all provisions necessary to maintain and protect, buildings, paved surfaces, fences, trees, shrubs, piles, water pipes, gas pipes, sewers, water courses, surface drains, railroads, railways and other structures in, on, across or adjacent to the Work and repair all damage done to them where and as required; provide all temporary bridges, detours or other means of maintaining travel, both vehicular and pedestrian; construct all concrete, brick and like work; lay all water connections; set in place all iron and other metal work; backfill all trenches; restore walks, grass pots, shrubs, trees, flowers, fences, paved surface, etc. damaged or disturbed; clear away all rubbish and surplus materials; furnish all materials, tools, implements, machines, tracks, pumps, forms, supplies and labor required to build and put in complete and acceptable working order the water lines and appurtenances covered by the Contract Documents and described by the plans and specifications.

TECHNICAL SPECIFICATIONS

SECTION B

RELATED PIPING MATERIALS AND EQUIPMENT

1. **GENERAL DESCRIPTION**

1.1 All materials necessary for the completion of the work shall be furnished by the Contractor, as approved by the engineer to meet the requirements of the Plans and Specifications. Any materials found to be defective or not meeting the Specifications shall be rejected and replaced by approved materials at no additional cost to the Owner.

1.2 Concrete Materials

Materials used in all concrete construction shall be governed by the Concrete Section of these Technical Specifications.

2. **BACKFILL MATERIALS**

2.1 General

The following materials shall be used to backfill any trenches so designated and in any situation shown on the Plans where such materials are specified.

2.2 Sand or Sandy Materials

Sandy backfill in trenches for water lines, property service connection, and structures within the limits of existing or proposed paved surfaces and sand or sandy materials for other miscellaneous construction purposes not specified herein shall consist of natural, crushed, or conglomerate sand containing not more than twenty (20) percent clay.

2.3 Coarse Aggregates

Coarse aggregates shall conform to Kentucky Transportation Cabinet Standard Specifications (Latest Edition) Section 805, and shall be of the size and type as indicated on the Plans or Specifications.

2.4 Selected Excavated Materials

Backfill in trenches for water lines, property service connections, and structures outside the limits of existing or proposed paved surfaces, and in other specified locations shall be made with selected excavated materials taken from the trench excavation. The specified makeup of this material shall be governed by the Plans or Section e-1.17 of these Technical Specifications.

3. **PAVING MATERIALS**

3.1 General

All materials used for pavement replacement shall conform to requirements and regulations of the local governments and to Sections 403 and 805 of the Kentucky Transportation Cabinet Standard Specifications (Latest Edition) except for basis of payment.

3.2 Concrete Surface

Materials used in the construction of the concrete surface shall conform to Section 501.02 of the Kentucky Transportation Cabinet Standard Specifications (Latest Edition).

3.3 Bituminous Concrete Surface

Materials used in construction of the bituminous concrete surface shall conform to Section 403.02 of the Kentucky Transportation Cabinet Standard Specifications (Latest Edition).

3.4 Bituminous Concrete Base

Materials used in construction of the bituminous concrete base shall conform to Section 403.02 of the Kentucky Transportation Cabinet Standard Specifications (Latest Edition).

3.5 Bituminous Tack Coat

The material for the bituminous tack coat shall be type SS-1h and shall conform to Section 806 of the Kentucky Transportation Cabinet Standard Specifications (Latest Edition).

3.6 DGA Base

Materials used for the compacted dense graded aggregate base shall conform to Section 302.02 of the Kentucky Transportation Cabinet Standard Specifications (Latest Edition).

TECHNICAL SPECIFICATIONS

SECTION C

PIPE MATERIALS

1. **GENERAL**

1.1 These Specifications describe several types of pipe, which may or may not apply to the current project. All types listed herein will be acceptable alternates if no indication is otherwise given either on the Plans or in other sections of these Specifications.

1.2 Selected pipe materials will be identified either on the Plans, or Bid Form, in Special provision, or in Measurement for Payment. The Contractor shall thoroughly familiarize himself with each of the items identified above and base his bid on the pipe material given therein.

1.3 **Handling of Pipe and Accessories**

1.3.1 Pipe and accessories shall be unloaded at the point of delivery, hauled to, and distributed at the site of the Project by Contractor in such a manner to avoid damage to the materials. Whether moved by hand, skidways, or hoists, materials shall not be dropped or bumped against pipe or accessories already on the ground or against any other object.

1.3.2 In distributing material at the construction site, each piece shall be unloaded as near the installation point as possible.

1.3.3 Pipe shall be handled in such a manner as to avoid damage to the ends. When such damaged pipe cannot be repaired to the Engineer's satisfaction, it shall be replaced at the Contractor's expense. The interior of all pipe and accessories shall be kept free from dirt and foreign matter at all times. The interior of all pipe and accessories shall be checked for dirt and debris and, if necessary, thoroughly cleaned before use in the Project.

2. **CAST IRON PIPE AND FITTINGS**

3.1 **Scope**

This article covers the design, manufacture and testing of cast iron pipe centrifugally cast in metal molds and cast iron fittings for pipe sizes three (3") inch through forty-eight (48") inch.

3.2 **Specific Requirements**

Cast iron pipe shall be centrifugally cast in metal molds and shall be furnished cement lined unless otherwise noted on the Plans or in other sections of the Specification. Cast iron pipe shall be furnished with rubber-gasket push-on joints except as may otherwise be noted on the Plans or in difficult working areas and approval of the Engineer.

3.2.1 Thickness design of cast iron shall conform in all aspects to the requirements of ANSI-AWWA C101 latest revision.

3.2.2 Manufacture and testing of cast iron pipe centrifugally cast in metal molds shall comply with the requirements of the National Standard Institute and American Water Works Association designation A 21.6/AWWA C106 latest revisions.

3.2.3 Cement mortar lining shall conform to the requirements of ANSI/AWWA C104/A 21.4, latest revision for Cement-Mortar Lining for Ductile Iron Pipe and Gray Iron Pipe and Fittings for Water.

- 3.2.4 Fittings and joints for cast iron pipe shall conform to the latest revisions of ANSI/AWWA C110 “Cast Iron and Ductile Iron Fittings, Three (3”) Inches through Forty-Eight (48”) Inches, for Water and Other Liquids”, ANSI/AWWA C111/A 21.11 “Rubber-Gasket Joints for Ductile Iron and Gray Iron Pressure Pipe and Fittings”, and ANSI/AWWA C115 21.15 “Flanged Cast Iron and Ductile Iron Pipe with Threaded Flanges”.

4. DUCTILE IRON PIPE AND FITTINGS

4.1 Scope

This article covers the design manufacture, and testing of ductile iron centrifugally cast in metal molds and ductile iron fittings.

4.2 Specific Requirements

Ductile iron pipe shall be centrifugally cast in metal molds and shall be furnished cement lined unless otherwise noted on the Plans or in other sections of these Specifications. Ductile iron pipe shall be furnished with rubber gasket push-on joints except as may otherwise be noted on the Plans or in difficult working areas with approval of the Engineer.

4.2.1 Thickness design of ductile iron shall conform in all aspects to the requirements of ANSI/AWWA C150/A 21/50 latest revision.

4.2.2 Manufacture and testing of ductile iron pipe shall conform in all respects to the requirements of the latest revisions of ANSI/AWWA C151/A 21.51.

4.2.3 Cement Mortar Lining – See ART. 3.2.3 above.

4.2.4 Fittings and Joints – See ART. 3.2.4 above.

5. PVC (POLYVINYL CHLORIDE) PRESSURE PIPE

5.1 Scope

This article covers the design, manufacture and testing of PVC **1120** manufactured of Class 12454-A or Class 12454-B resin material with a hydrostatic-design-basis (HDB) rating of 4,000 psi at 73.4 degree F (23 degree

5.2 Specific Requirements

PVC pressure pipe shall be furnished, constructed of materials and to the specifications of this section. The types of PVC pipe permitted for use on the Project will be as noted on the Plans, Bid Documents or other sections of these Specifications. The selected pipe will be designated either as PVC (ASTM) or PVC (AWWA) followed by an appropriate pressure rating. The Contractor shall thoroughly review the Plans and other sections of these Specifications for the type of PVC pipe selected for the Project. All PVC pipe shall be NSF approved.

5.2.1 PVC (ASTM) pipe shall be furnished and installed when designated on the Plans or in the Bid Documents. When selected, by the Engineer, for use on the Project PVC (ASTM) pipe shall be designated, manufactured and tested to conform with the latest revision of the American Society for Testing and Materials designated ANSI/ASTM D-2241.

5.2.2 PVC (AWWA) pipe shall be furnished and installed when designated on the Plans or in the Bid Documents. When selected, by the Engineer, for use on the Project, PVC (AWWA) pipe shall be designated, manufactured, and tested in

conformance to the latest revision of the American Waterworks Association designation AWWA C900

- 5.2.3 PVC pipe joints shall be rubber gasket push-on joints either constructed integrally with the pipe or as a separate coupling constructed on the same material and to the same pressure Specifications as the pipe.
- 5.2.4 PVC (ASTM) pipe shall be furnished as SDR 26, 21, and 17 for Class 160-psi, 200-psi and 250-psi respectively.
- 5.2.5 PVC (AWWA) pipe shall be furnished as SDR 25, 18, and 14 for Class 100-psi, 150-psi and 200-psi respectively.
- 5.2.6 PVC (AWWA) pipe shall be furnished with outside dimensions (O.D.) equal to that for ductile iron and cast iron pipe.
- 5.2.7 Fittings for PVC (ASTM) pipe may be either PVC, cast or ductile iron. Those for PVC (AWWA) pipe shall be ductile iron.

6. POLYETHYLENE PIPE AND FITTINGS

6.1 Scope

This section covers the design, manufacture and testing of polyethylene high density pressure pipe manufactured of grade P34 resin material with a hydrostatic – design basis (HDB) rating of 1,600-psi at 73.4 degree F (23 degrees C)

6.2 Specific Requirements

The Contractor shall furnish and install high-density polyethylene pipe meeting these Specifications at the locations indicated on the Plans and in other sections of these Specifications.

- 6.2.1 High density polyethylene pipe shall be manufactured and tested in conformance to the requirements of the latest revision of the American Society for Testing and Materials designation ASTM D-3350 “Polyethylene Plastic Pie and Fittings Materials”.
- 6.2.2 High density Polyethylene pipe shall have a grade designation of PE 3406 and a cell classification designation of PE 355434C.
- 6.2.3 High-density polyethylene pipe shall be joined by means of butt fusion.
- 6.2.4 Fittings for high-density polyethylene pipe shall be manufactured of the same materials as the pipe. Unless otherwise indicated, all fittings shall be joined to the pipe by butt fusion techniques.

7. BALL AND SOCKET RIVER CROSSING PIPE

7.1 Scope

This article covers the design, manufacture, and testing of Ductile Iron Ball and Socket River Crossing pipe.

7.2 Specific Requirements

Joints for ductile iron river crossing pipe shall be flexible, ball and socket type, and boltless joints with rubber gaskets conforming to the ANSI Specification for “Rubber-Gasket joints for Ductile Iron Pressure Pipe and Fittings”, A 21.11 (AWWAC11), Latest Revision.

TECHNICAL SPECIFICATIONS

SECTION D

PIPING APPURTENANCES

1. **CRADLES AND ENCASEMENT**

1.1 **General**

The cradle or encasement, as required to support the pipe, shall be of crushed stone or concrete and shall be installed as specified in the Pipe Work Section of these Specifications, and as shown on the Plans.

1.2 **Crushed Stone Cradle**

In all cases where the bedding is not specified the pipe is to be laid in crushed stone cradle. The crushed stone to be used shall be Kentucky Highway No. 9 or No. 78 Crushed Stone, as specified by the Kentucky Transportation Cabinet Standard Specifications (Latest Revision).

1.3 **Concrete Cradle, Encasement, or Cap**

Where a concrete cradle, encasement, or cap is required, concrete shall conform to the Concrete Section of these Technical Specifications. Dimensions shall be as shown on the plans.

1.4 **Concrete Thrust Blocks and Anchor Blocks**

Where concrete thrust blocks and anchor blocks are required (i.e. at all pipe bends and fittings), concrete as specified in the Concrete Section of these Technical Specifications shall be used.

1.5 **Special Concrete Structures and Vaults**

Cast in place concrete structures shall be constructed of concrete conforming to the Concrete Section of these Technical Specifications to the dimensions and grades as shown on the Plans.

1.6 **Valves and Related Appurtenances**

1.6.1 **General**

All valves and related appurtenances shall be installed as shown on the Plans and specified in these Technical Specifications. Material Specifications shall be as described below. Any materials found defective, not meeting the specifications, or improperly installed, shall be rejected and so marked and shall be replaced by materials approved by the Engineer, at no additional cost to the Owner.

1.7 **Gate Valves**

Gate valves shall be non-rising stem, iron body, bronze mounted, double disc, parallel seat type with o-ring stem seals. Unless otherwise specified the valves shall be suitable for 0-150 PSI operating pressures. Valves which are to be buried for outside use shall be furnished with a 2 inch operating nut and shall have mechanical joint ends. Other valves shall have either flanged or mechanical joint ends and shall be operated by hand wheel or chain-wheel operator as shown on the Plans. All valves shall conform to the AWWA Standard C 500, Latest Revision, relative to materials, manufacture, dimensions, inspections, testing, and markings.

1.8 Gate Valves Boxes

Each buried gate valve shall be provided with a 5 ¼" shaft, slide-type, two-piece cast iron valve box. The box shall be of the length as necessary to conform to the depth of the valve. Any extension sections necessary shall be provided with the valve box. Unless shown otherwise on the Plans, the valve box cover shall be marked "Water".

1.9 Check Valves

Check valves shall be iron body, bronze mounted. They shall be outside weight and lever type (unless specified otherwise by the Engineer or indicated as such on the Plans) with bronze seat, hinge and guide busting. Unless otherwise indicated, check valves for interior use shall be flanged and those for exterior use shall be mechanical joint.

1.10 Automatic Air Release Valves

Air release valves shall be of the type, which will automatically release air which accumulates in the pipe system. The body and cover shall be case iron and the float shall be stainless steel. Unless otherwise indicated the valves shall be suitable for use in lines having an average working pressure of 150-psi.

1.11 Manual Air Release Valves

See "Detail Sheet" Plan Sheet for description of the manual air release valves.

1.12 Air Valve Pit

Air valves shall be installed in a pit as shown on the Plan Details.

1.13 Blowoff Assemblies

Blowoff assemblies shall be installed in accordance with the details and Specifications at the locations shown on the Plans or as directed by the Engineer for the purpose of removing any obstacles or impurities from the main. The blowoff assembly shall be connected to the main with a typical tapping saddle and corporation stop. The piping shall be 2 inch VC installed as shown in the details with a 2 inch iron body bronze mounted gate valve and 2 piece case iron valve box and lid marked "Water". The lid shall be secured with a pentagon lock nut.

1.14 Fire Hydrants

New fire hydrants shall be of the dry barrel type and be installed where indicated on the Drawings or otherwise directed by the Engineer. Hydrants shall be installed in such a manner as to be completely accessible and in such a position as to minimize possibilities for damage from vehicles or to pedestrians. Hydrants shall be set plumb with nozzles at least 18" above grade. The barrel shall be turned so that the pumper nozzle will face the street. When placed behind curb, the hydrant shall be set so the nozzle will be at least 12 inches from the gutter face of the curb, or at least 5 feet from the edge of the street or road where no curb exists.

Hydrants shall be supported upon a poured-in-place block of concrete as detailed. Such block shall not interfere with joint maintenance nor with proper hydrant drainage, but shall insure zero movement between the hydrant and the main.

Fire hydrants shall conform in all respects to the current Standards of the AWWA. They shall have a 6" inlet and be equipped with two (2) 2-1/2" hose nozzles and one (1) pumper nozzle; nozzles shall be standard to local governmental agencies' requirements. Each hydrant shall be equipped with traffic damage repair kits and hydrant wrenches provided for every five (5) hydrants.

1.15 Service Piping

Unless otherwise noted on plans service piping shall be high density ¾" Polyethylene (PE 3408) tubing or approved equal.

The piping shall be Type III C 5 P 34 as designated in ASTM-D-1248 ("Polyethylene Plastics Molding and Extrusion Materials") and shall be classified as a PE 335433 according to ASTM D-3350 ("Polyethylene Plastics Pipe and Fittings Materials")

1.16 Connection to Main

Service pipe connections to the main shall be made with a tapping saddle and corporation stop as shown in the Plans.

1.17 Setters

Setters shall be Ford 70 Series with 90° brass angle meter valve and 90° coupling sized for 5/8" x ¾" and ¾" meter, or approved equal.

1.18 Meters

All water meters shall be 5/8" x ¾", plastic or bronzed bodied, of the magnetic oscillating piston or rotating piston type with a working pressure of 150 psi and shall conform to the AWWA specifications for Cold Water Meters.

The main case shall be frost-proof with a single, hinged lid cover with raised characters indicating the direction of flow and manufacturers serial number. Strainers with an effective area at least double that of the main case inlet shall be of a non-corrosive material and should fit tightly against the main case.

The measuring chamber shall be of a non-corrosive material and shall be securely positioned in the main casing. Discs shall be straight reading U.S. Gallons type with a measuring capacity of 999,999 gallons. All parts shall be as non-corrosive as possible and completely encased and hermetically sealed.

Measuring accuracy shall conform to AWWA Standard C 700, latest edition. Testing will be done at Engineers request and any meter found defective shall be returned to the manufacturer for replacement or repair at manufacturer's expense.

11.19 Meter Boxes and Covers

All meters shall be installed in new concrete boxes unless otherwise shown on the plans or approved by the Engineer.

The box shall be a precast concrete vault (18" to 21") I.D. and 24" in height. The cast iron lid shall have an 11 ½" minimum opening with "Water Meter" stamped on top.

1.20 Back Flow Preventers

Back Flow preventers shall be angle check valves installed on customer side of meter. Such valves shall be brass or ductile iron with stainless steel spring. Type shall be Ford, Mueller, or approved equal.

1.21 Connection to Customer Service Line

All connections to the customers existing service line shall be made at the meter Setter connection only unless otherwise directed by the Engineer.

TECHNICAL SPECIFICATIONS

SECTION E

PIPING WORKMANSHIP AND CONSTRUCTION METHODS

1. **EXCAVATIONS AND GRADING**

1.1 **General**

This section shall include all clearing and grubbing, site preparation, excavating of earth and other material, filling, site restoration and grading, and other allied work necessary for the construction required for the project.

Any construction methods not specifically outlined in these specifications will be governed by the Kentucky Transportation Cabinet Standard Specifications (Latest Revision)

1.2 **Site Preparation**

Prior to commencing construction operations the contractor shall make all the provisions necessary to assure the protection of all existing improvements, both public and private. He shall protect trees, shrubs, plantings, and grassed areas and shall make provisions for maintaining public travel in an acceptable manner.

1.3 **Protection of Existing Improvements**

Before any excavation is started, adequate protection shall be provided for all lawns, trees, shrubs, landscape work, fences, sidewalks, hydrants, utility poles, streets, alley and driveway paving, curbs, storm sewers, ditches, headwalls, catch basins, surface inlets and all other improvements that are to remain in place. Such protection shall be provided as long as necessary to prevent damage from Contractor's operations. Shrubs, bushes, small trees and flowers, which have to be removed to permit excavation for the water lines, shall be protected and replanted or replaced when backfill is complete.

The Contractor shall exercise every precaution to prevent damage to property within the outside easements. He shall remove all debris and rock from the site and restore the ground surfaces, replace or repair all driveways, buildings, fences, retaining walls, etc., which are removed or damaged during construction.

Repairs, restoration or replacement of any improvements damaged or removed, whether shown on the plans or not, shall be the obligation of the Contractor at no additional cost to the owner.

1.4 **Maintenance of Public Travel**

Maintenance of all traffic shall be in accordance with any requirements of the local road department(s) and/or the Kentucky Department of Transportation. It is the responsibility of the Contractor to coordinate all work with and notify the above-named agencies, and to provide all necessary signs, barricades, lights, flagmen, and other items for maintenance of traffic.

Public travel shall be maintained, unrestricted, wherever and whenever possible. Detours shall be provided when so directed by the appropriate agency. Adequate precautions shall be taken to provide for the safety of both vehicular and pedestrian traffic. Emergency vehicles shall be provided access to construction area at all times.

Unless specifically directed otherwise by the Engineer, no more than five hundred (500') feet of trench shall be opened ahead of the pipe laying, and not more than five hundred (500') feet of open ditch shall be left behind the pipe laying. All barricades, lanterns,

watchmen, and other such signs and signals as may be necessary to warn the public of the dangers in connection with open trenches, excavations and other obstructions, shall be provided by and at the expense of the contractor.

When so required, or when directed by the Engineer, only one-half (1/2) of the street crossing and road crossings shall be excavated before placing temporary bridges over the side excavated for the convenience of the traveling public.

All backfilled ditches shall be maintained in such manner that they will offer no hazard to the traveling public and the property owners abutting the improvements shall be taken into consideration. All public or private drives shall be promptly backfilled or bridges at the direction of the Engineer. Excavated materials shall be disposed of as to cause the least interference, and in every case the disposition of excavated materials shall be satisfactory to the Engineer.

1.5 Drainage

The Contractor shall make provisions for handling all flows in existing creeks, ditches, sewers and trenches by pipes, flumes or other approved methods at all times when natural functioning of said creeks, ditches, sewers and drains. The Contractor shall at all times during construction provide and maintain sufficient equipment for the disposal of all water which enters the excavation, both in open cut trenches and in tunnels, to render such excavation firm and dry, until the structures to be built thereon are completed.

1.6 Excavation

1.6.1 General

Materials of excavation shall be unclassified and shall include whatever materials are encountered to the depth of the plans, stated in the specifications, or directed by the Engineer.

1.7 Disposal of Unsuitable Materials

Excavated materials, which are either surplus and not required or are unsuitable for backfilling shall be removed from the site of operations as soon as excavated.

All excavated materials so removed shall be disposed of, at no additional cost to the owner, on sites acquired by the Contractor and approved by the Engineer.

1.8 Storage of Suitable Materials

Excavated materials suitable and required for backfill shall be stored in neat piles adjacent to the excavation in a manner so as to interfere as little as possible with traffic, but shall not be placed at such heights above or closeness to the sidewalls of the excavation to endanger such operations due to slides or cave-ins.

1.9 Open Cut Excavation for Structures

In excavation for masonry and concrete structures, the required width shall be such as to permit forms to be constructed in the proper manner and to permit proper backfilling on completion of the structures.

Depth of excavation for footings shall be as shown on the drawings and/or as directed by the Engineer to obtain sufficient bearing.

1.10 Open Cut Excavation for Pipeline Trenches

Open Cut excavation, either in earth or rock, shall be safely supported and of sufficient width and depth to provide adequate room for the construction or installation of the work to the lines and dimensions called for by the plans.

Before laying the pipe, the trench shall be opened far enough ahead to reveal obstructions that may be necessitate changing the alignment of the pipeline.

1.11 Trench Dimension

Excavations for water pipe in both earth and rock shall have a minimum allowance trench width as shown on the details which will permit good workmanship in laying the pipe and fittings, boring and jacking and compaction of backfill at he sides of the pipe, and shall be subject to the approval of the Engineer.

The maximum allowance trench width shall be no greater than 2' - 0" + the outside pipe diameter except where such dimensions may prohibit any other construction such as the boring and jacking of service connections under paved surfaces.

Subgrade – the depth of excavation below the pipe – shall be 3" minimum in earth trench and 6" in rock trench unless other wise stated in the plans and Specifications or approved by the Engineer.

1.12 Shoring, Sheering and Bracing

The Contractor shall furnish, place, and maintain adequate sheeting and bracing as may be required to support the sides of the excavation and prevent any movements of earth which could, in any way, diminish the width of the excavation to less than that necessary for proper construction, cause damage to the waterline or structures, utilities, pavements, or walks, or cause injury to workmen or others through movement of the adjacent earth banks, or to otherwise damage or delay the work.

The design and installation of all sheeting, sheet piling, bracing and shoring shall be based on computations of pressure exerted by the materials to be retained under existing conditions. Adequate and proper shoring of all excavations shall be the entire responsibility of the Contractor, however, the Engineer may require the submission of shoring plans (accompanied by supporting computations) for approval prior to the Contractor undertaking any portion of the work.

1.13 Blasting

When blasting is required for the removal of rock, every precaution shall be used for the protection of persons and private and public property. The method of blasting will be as determined by the Contractor, subject to the approval of the engineer, prior to construction.

The Contractor shall comply with all laws, regulations, and ordinances of the local governmental agencies and the Commonwealth of Kentucky relating to the transportation, storage and use of any and all explosives or blasting agents. Compliance with all of the above stated regulations and submittal of the method of blasting as stated above does not in any way relieve the contractor of responsibility for any damage caused by the blasting. Any damage thus caused shall be promptly and satisfactorily repaired by the Contractor at no additional cost to the owner.

1.14 Unauthorized Excavation

Whenever the excavation is carried beyond or below the lines and grades given by the Engineer, the Contractor at his own expense shall refill such excavated space with such material and in such a manner as will insure stability of the structure involved.

1.15 Removal of Water

The Contractor, at his own expense, shall provide adequate facilities for promptly removing water from all excavations. No water lines shall be laid in a trench which is holding water.

1.16 Backfill, Embankment, and Grading

1.16.1 General

This section includes the filling of the excavated trenches and spaces around the completed structures or pipelines to the original grades or to finished grades as indicated on the plans.

1.16.2 Trench Backfilling in Unpaved Areas

Backfilling of Trenches in open cut shall be commenced as soon as possible after the distribution main and service taps to the main have been completed, and all jointing and alignment has been approved by the Engineer.

Selected excavated material containing no rock shall be carefully and solidly tamped around the pipe from the tip of the cradle or encasement up to a plane at least one (1) foot above the exterior of the pipe or structure. The filling of the trench shall be carried on simultaneously on both sides of the pipe in such a manner that the completed pipe line, except as may be necessary in tamping or backfilling, shall not be permitted, until the trench has been backfilled to that height.

The Contractor may use any type of earth moving equipment he has at his disposal, provided such equipment is in satisfactory condition, and of such type and capacity that the work may be accomplished properly, the grading schedule maintained, and the required density obtained. Any questionable suitability problems related to earth moving equipment shall be resolved by the Engineer.

The selected excavated backfill materials used between the plan one (1) foot above the ground surface may include rock fragments taken from the excavation.

In backfill containing rock, no rock fragment shall be larger than 1 cubic foot in size and all rock fragments shall be mixed with sufficient earth materials to completely eliminate all voids, subject to the approval of the Engineer. The amount of rock in the backfill shall not exceed 33% of the total backfill. Rock fragments and surplus earth materials not used in the back fill shall be removed from the site of the work.

In filling the remainder of the trench, from the plane one (1) foot above the pipe to the top of the trench, the backfill material may be shoveled into the trench without compacting, and heaped over whenever, in the opinion of the Engineer, this method of backfilling may be used without inconvenience to the public.

Before final acceptance, the Contractor will be required to level off all trenches where backfill material has been piled up, or to bring the trench up to the level of the surrounding street, roadway, or terrain where necessary, also, the removal from the streets, roadways, and private property of all excess earth or other materials.

1.16.3 Trench Backfilling in Paved Areas

In areas where street paving is to be replaced, trenches shall be backfilled up to one (1) foot above the top of pipe or structure using the methods described

above for unpaved areas. Backfill above this level shall be placed in layers not exceeding eighteen (18) inches and firmly tamped into place by tampers or rammers to 95% of Standard Proctor Maximum Density. In lieu of tamping the trench may be backfilled with granular material and puddled and jetted under the direction of the Engineer.

1.16.3 Backfill Around Structures

Sandy backfill material or selected excavated materials containing no rock shall be placed in uniform layers around air valve pits or other structures and shall be thoroughly tamped and compacted.

1.16.4 Backfill Around Iron Pipe

Selected excavated materials composed of clay, sand, gravel or other materials non-injurious to iron pipe shall be used for backfilling within 24 inches of iron pipe. Cinders, rubbish and other materials which would be injurious to iron pipe shall not be used in such backfilling.

1.17 Restoration of Ground Surfaces and Cleanup

1.17.1 General

All ground surfaces in public rights-of-way, easements and on private property that have been damaged or destroyed by the Contractor's operations shall be restored to original contours and in accordance with the following specifications.

1.17.2 Restoration of Grassed Areas with Sod

Where so designated, all established grassed areas shall be restored with sod containing grasses of comparable quality. Sod shall be placed and rolled so that the final elevations of the area being restored are the same as existed prior to the beginning of construction. Sod shall be pegged where necessary, and shall be watered and cared for to assure its survival until final acceptance of the project.

1.17.3 Restoration of Grassed Areas with Seed and Mulch

The Contractor shall seed and mulch all disturbed areas, unless otherwise specified, in the following manner: Rye or Fescue Seeding – The ground shall be loosened approximately 3 inches deep with a disc or harrow: fertilized with 25 pounds of 10-10-10, or equivalent, and 100 pounds of agricultural lime per 1,000 square feet; sown at a rate of 75 pounds per acre with an approved grade of perennial rye or Kentucky No. 31 Fescue grass seed that will provide early growth during the season in which it was planted. The seed shall be well raked or boarded into the soil.

The time of application of the seed and fertilizer shall be at the discretion of the Engineer.

Unless otherwise permitted by the Engineer, vegetable materials for mulching shall be wheat, oat, barley or rye straw only. All material shall be reasonably free from weed seeds, foreign material, and other grasses and chaff, and shall contain no Johnson Grass. The straw shall be reasonable bright in color and shall not be musty, mouldy caked or of otherwise low quality. It shall be dry on delivery

Unless otherwise specified, the bituminous material to be used for "tying down" straw mulch shall be a slow setting emulsified asphalt. It shall be non-toxic to plants.

Mulch net shall be used, if directed by the Engineer, to hold mulch in place until turf is established. The net shall be made of a tightly twisted kraft paper yarn, leno woven with a warp count of one pair of yarns per two (2) inches and a filling count of two per inch. Salvage edges and center shall be reinforced with polyethylene filament. The material shall a minimum width of 45 inches.

1.18 Cleanup

Before final acceptance of the work, the Contractor shall satisfactorily clean all areas within the limits of his operations including the street surfaces, walks, gutters, fences, lawns, private property and structures, leaving them in as neat, clean and usable condition as originally found. He shall remove all machinery, tools, surplus materials, temporary buildings and other structures from the site of work. He shall remove all organic matter and materials containing organic matter from all areas and places used by him during construction. All sewers, manholes, inlets, etc., shall be cleared of all scaffolding, sedimentation, debris, rubbish and dirt.

Where the Contractor's operations have resulted in filling existing ditches, clogging existing culverts, damaging existing bridges, ground surfaces, sidewalks, driveways, etc., the Contract shall reditch, clean culverts, repair or replace bridges, ground surfaces, sidewalks, driveways, etc., so as to return them to a condition as good as or better than existed prior to the beginning of his operations.

The Contractor's cleanup operations, which include repair, restoration or replacement of ground surfaces and existing improvements and the removal of rock, shall be performed continuously during the construction operations.

TECHNICAL SPECIFICATIONS

SECTION F

PIPING WORK

1. **PIPEWORK**

1.1 **General Description**

After the trench is excavated to subgrade as specified, it shall be filled to the proper depth with crushed stone or concrete as specified to provide a firm and satisfactory bed, hereafter referred to as the cradle or encasement, for the entire length of the pipe barrel. Pipe of designated class and required size shall be laid to form a closed joint with the next adjoining pipe, bringing the inverts continuously to the required depth of cover shown on the plans, the pipe shall be laid in an upstream direction, with bells upstream, unless otherwise permitted or directed.

In no case shall water be allowed to rise in or above the pipe before the joint has become thoroughly set. No walking on or working over the pipes after they are laid, except as may be necessary in placing and compacting the backfill, will be permitted until they are covered with backfill to a depth of one (1) foot.

The trench backfill shall be placed in accordance with backfill requirements of these Technical Specifications.

1.2 **Cradle and Encasement**

The cradle or encasement, as required to support and protect the water pipe, shall be of crushed stone or concrete and shall be installed as specified herein or as directed by the Engineer to the dimensions as shown on the plans.

1.2.1 **Crushed Stone Cradle**

Where indicated on the plans water main shall be installed with a crushed stone cradle.

Where the water pipe is to be laid in a crushed stone cradle, the crushed stone to be used shall be Kentucky Highway No. 9 or No. 78 crushed stone, as specified by the Kentucky Transportation Cabinet. The crushed stone shall be deposited in the excavated trench to depth shown on plans, allowing for the pipe wall thickness and providing "bell holes" for making joints, where pipe is of the bell and spigot type. The pipe shall be laid to the depth as shown on the plans and crushed stone shall be carefully deposited around the pipe up to a plane through the centerline of the pipe as indicated on the plan details.

1.2.2 **Concrete Cradle**

Where a concrete cradle is required as additional support for the water pipe, concrete, as specified in the concrete section of these Technical Specifications and Section 601 of the Kentucky Transportation Cabinet Standard Specifications, shall be used. First, the water pipe shall be laid accurately to the depth indicated on the plans, setting the pipe upon concrete blocks or saddles installed to provide both vertical and lateral supports for the pipe. The supporting of pipe on wooden blocks will not be permitted.

1.2.3 **Concrete Encasement**

Where a concrete encasement is specified, concrete, as specified in the Concrete Section of these Technical Specifications and Section 601 of the Kentucky Transportation Cabinet Standard Specifications, shall be used. The water pipe shall be laid and supported in accordance with the specifications for water pipe and concrete cradle, as

heretofore specified, and the concrete deposited around the pipe at the required width and depth to a plane at least 6 inches over the top of the pipe, as indicated on the Plan Details. Proper bracing of the pipe shall be provided to prevent its being floated by the concrete encasement.

1.3 Metered Service Connections

Metered service connections shall be installed to the point where the line from the customers residence or business joins the meter setter. The service piping shall be ¾" polyethylene tubing as noted in the Piping Appurtenances Section of these Technical Specifications. They shall be installed as shown on the plans or as directed by the Engineer.

1.4 Meter Boxes and Other Structures

Meter boxes shall be constructed as shown on the Plan Details. The concrete vault shall be placed on concrete bricks, with 6" crushed stone placed in the bottom for drainage.

The cast iron lid shall be set flush with existing ground or ½" maximum above ground. Backfill shall be carefully tamped around both vault and lid. Vaults placed in sidewalks, driveways, or other paved surfaces shall have lids placed flush with existing paved surfaces.

Service line depth shall be the same as the main water line with the exception that the service line may be brought up to a sufficient depth to enter the vault within 5' of the side of the vault.

Air release valve vaults shall be Type III 24" diameter Reinforced Concrete Pipe barrels set on 8 concrete bricks with 6" crushed stone in bottom for drainage. The lid shall be cast iron stamped "water" with 24 I.D. opening. Backfill shall be carefully tamped around vault and lid. The lid shall be flush or ½" maximum above existing ground in unpaved areas and flush with paved surfaces.

1.5 Branches and Fittings

Branches and Fittings shall be provided and laid as where directed.

Tapping saddles or other fittings for property service connections shall be placed on the water main at such points as to result in the property service connection having the shortest length possible between the water main and the property line unless otherwise indicated on the plans or directed by the Engineer.

1.6 Pipe Cutting

Pipe may be cut in any manner specified by the pipe manufacturer, but only when authorized and approved by the Engineer. Where a pipe is cut the Contractor shall remove the old section of pipe satisfactorily to the Engineer.

1.7 Pipe Handling and Installation

All procedures for receiving, handling, storing, and installing pipe used in the project, unless specified in these Technical Specifications, shall be governed by the Standards listed below with the approval of the Engineer.

Ductile Iron Pipe - The manufactures printed instructions.

Polyvinyl Chloride Pipe - The manufactures printed instructions.

Polyethylene Pipe - The manufactures printed instructions.

1.8 Pressure Pipe Thrust Blocking

Concrete thrust blocks shall be provided to prevent movement of pipe or appurtenances in response to the forces developed by the pressure of the piping system. In general, thrust blocking shall be provided where the pipeline changes direction (e.g. tees, bends, elbows, crosses, etc.), changes size (e.g. reducers), stops at dead ends, and/or has an appurtenance (e.g. valve or hydrant) attached at which thrust develops when closed. Thrust blocks shall be sized according to the plans.

1.9 Highway and Railroad Crossings

Steel casing pipe for road and railroad crossings shall be bored and/or jacked in place to the depth shown on the plans. Casing pipe shall also be laid in open cut where indicated on the drawings. All joints between lengths shall be solidly butt-welded with a smooth non-obstructing joint inside. The casing pipe shall be installed without bends. The water line pipe shall be installed after the casing pipe is in place, and shall be braced within the casing with structural steel members welded into place or other Engineer approved method to preclude possible floatation.

Railroad crossing material and installation shall be in strict accordance with American Railway Engineering Association Specifications.

At each end of the casing pipe, the water line pipe shall be wrapped with two layers of roofing felt. The wrapping shall extend a minimum of 12 inches in each direction from the end of the casing pipe. After the water line has been installed, inspected, tested and wrapped as specified, both ends of the casing pipe shall be closed with brick or concrete block masonry in a manner acceptable by the Engineer.

Weep holes shall be provided in the closure at the lower end of the casing pipe to facilitate drainage and shall be located within the granular pipe bedding material. Granular bedding is not required under the open cut casing pipe; however, the Contractor shall insure that casing pipe does not bear directly on rock.

1.10 Creek Crossings

River and creek crossings shall be accomplished in a method determined by the Contractor and approved by the Engineer to the lines and grades as shown on the plans. Piping shall be ductile iron or polyethylene pipe as per the pipe materials section of these Technical Specifications and as approved by the Engineer. There are multiple types of creek crossings, which shall be as shown on the plans and where indicated on the plans.

1.11 Pipeline Testing

1.11.1 General

Testing at the Contractor's expense of any water line section may be requested at any time by the Engineer to determine that the section is watertight.

1.12 Visual Inspection

During the final inspection the Engineer may inspect any section of the water lines by various methods at his disposal to determine whether the completed lines are true to line and grade as laid out or as shown on the Plans.

1.13 Hydrostatic Tests

After the pipe is laid and the line flushed, it shall be filled with water with care being exercised to expel all air from the pipe. During the test period all pipe, valves, fittings, and joints shall be examined carefully for defects. Any observed leaks or defective pipe shall be satisfactorily

repaired or replaced, at the expense of the Contractor and the test repeated until the section tested is within the limits prescribed hereinafter. The entire distribution system or parts thereof shall be tested under hydrostatic pressure of 150-psi, or pressure class of the pipe which ever is greater, for a period of 4 hours, if joints are exposed, or for an 8 hour period if joints are covered. Repairs shall be made using approved materials and new replacement fittings, specials, or gaskets where leakages occur.

Leakage shall be measured by an approved calibrated meter through which all the water required to maintain test pressure shall be pumped. All testing shall be performed in the presence of the Engineer. Allowable leakage shall not exceed 10 gallons per 24 hours per inch of diameter per mile of pipe, at the specified test pressure.

Tests shall be completed in accordance with the latest edition of AWWA C-600 except a modified herein.

1.14 Flushing

Any foreign material left in piping during construction shall be removed by flushing system prior to testing. Flushing should be accomplished by partially opening and closing valves and hydrants several times under expected line pressure with flow velocities adequate to flush foreign material out of valves and hydrants.

1.15 Disinfection

1.15.1 General

Thoroughly disinfect all water pipe on potable water lines prior to being placed in service. Follow the applicable provisions of the procedure established for the disinfection of the cast iron pipe as set forth in the latest edition of AWWA C651 entitled "Disinfecting Water Mains".

1.15.2 During the Construction

Workmen shall be required to use utmost care to see that the surface of parts of the structures, the inside of pipes, fittings, jointing materials, valves, and specials which come in contact with the local water system's water, are maintained in a sanitary condition. Every effort shall be made to keep the inside of the pipe, fittings, and valves free of all foreign matter, sticks, dirt, rocks. As each joint of pipe is being laid, it shall be swabbed so that all foreign matter is removed. All fittings and exposed open ends of pipe shall be blocked or capped until the line is completed.

When the entire pipe line or certain selected sections thereof have been completed, tested and made ready for turning over to the local water system, ready for use, the line or section of line shall be thoroughly sterilized according to the following procedure: The new pipe shall be disinfected by introducing HTH, perchloron , or a similar hypochlorite solution, through taps made by the Contractor as directed by the Engineer. The water shall be turned into the mains slowly to allow a thorough mixing of solution which shall be brought to a strength of 50 parts per million of available chlorine. All valves shall then be closed and the sterilizing solutions permitted to remain in the pipeline sections for not less than 24 hours. At the end of the 24 hour period the water in the line must have a minimum chlorine residual of 25 parts per million, or the process shall be repeated until the residual of 25-ppm is maintained. After the required chlorine residual has been maintained the mains shall be flushed thoroughly until a chlorine residual not to exceed one (1) part per million is obtained.

No water line shall be put in service either permanently or temporarily until it has been thoroughly disinfected to the satisfaction of the Engineer. The Contractor shall be responsible for all bacteriological testing should this be required by the Engineer.

1.16 Restoration of Paved Surfaces

1.16.1 General Description

After all excavations within the limits of paved surfaces have been properly backfilled and compacted in accordance with the Plans and Specifications, the paved surfaces shall be restored to a condition as good as or better than existed prior to the beginning of the work, in accordance with the following Specifications.

1.17 City, County, and State Paved Surfaces

Streets, alleys, sidewalks, curbs, and gutters originally constructed by ordinance or maintained by the City, and highways, roads, and walks constructed and/or maintained by the Kentucky Transportation Cabinet or County, which are wholly or partially removed, damaged or disturbed by the Contractor's operations, shall be promptly restored to a condition as good as or better than existed prior to the beginning of the work. Such restoration shall be performed in accordance with the pertinent Specifications and standards of the City, the County, or the Kentucky Transportation Cabinet as applicable.

1.18 Other Paved Surfaces

Streets, alleys, driveways, sidewalks, curbs, and gutters, not constructed or maintained by the City, the Kentucky Transportation Cabinet, or the County, but paved with asphalt, concrete, cinders, crushed stone, waterbound macadam, oilbound macadam, or heterogeneous paving materials, which are wholly or partially removed, damaged or disturbed by the Contractor's operations, shall be restored with like or better materials, acceptable to the Engineer, to a condition as good as or as better than existed prior to the beginning of the work, so that the movement of traffic, both vehicular and pedestrian, through the restored way shall be as free, safe and unimpeded as before.

1.19 Asphalt Roadway Paving

Existing asphalt paving in roadways shall be restored with base, binder and surfacing of the dimensions as shown in the plans. All material shall conform to the Materials section of these Technical Specifications and construction methods shall conform to Sections 300 and 400 of the Kentucky Transportation Cabinet Standard Specifications with the approval of the Engineer.

1.20 Concrete Roadway Paving

Existing concrete paving in roadways shall be restored with the dimensions shown in the plan details. All materials shall conform to the Materials section of these Technical Specifications and construction methods shall conform to Section 500 of the Kentucky Transportation Cabinet Standard Specifications with the approval of the Engineer.

1.21 Driveway Replacement

For the restoration of all paved driveways disturbed by the installation of the water lines, the materials and dimensions shall be equivalent to the original paving. However, in no case shall the dimensions be less than (a) 6" DGA base and 6" Class "A" Concrete for concrete driveways and (b) 6" DGA base and 2" Bituminous Surface for asphalt driveways.